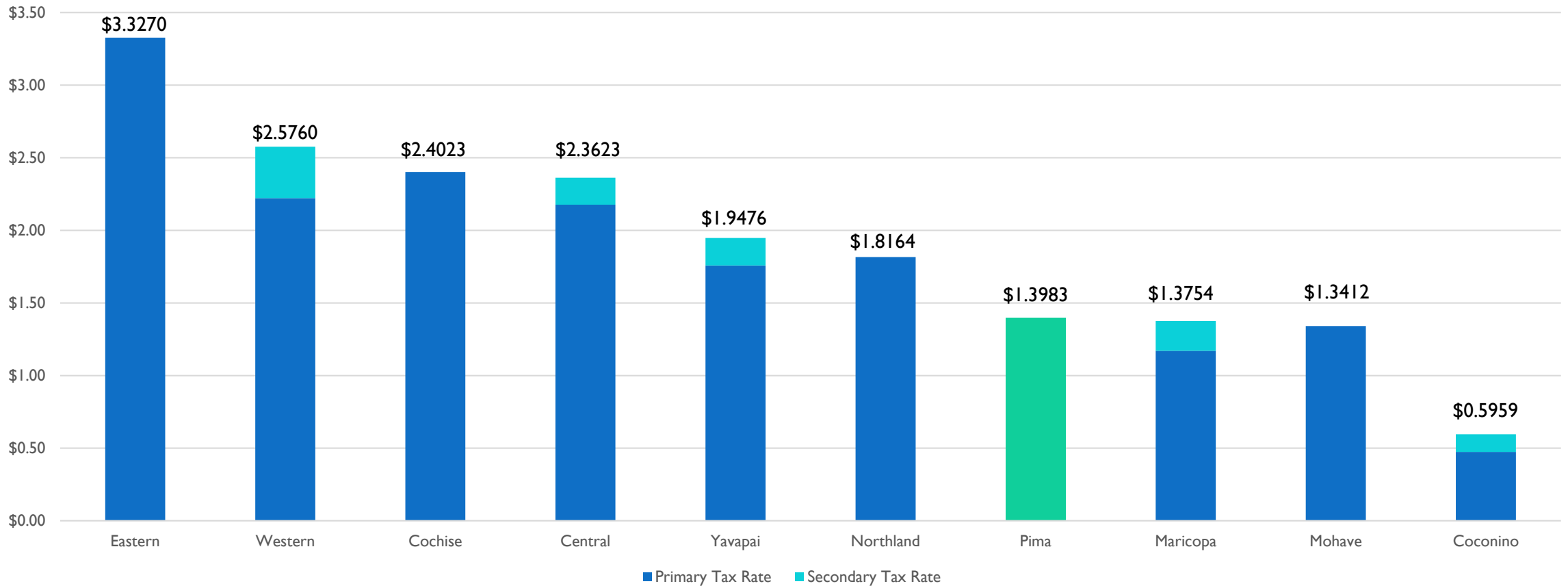
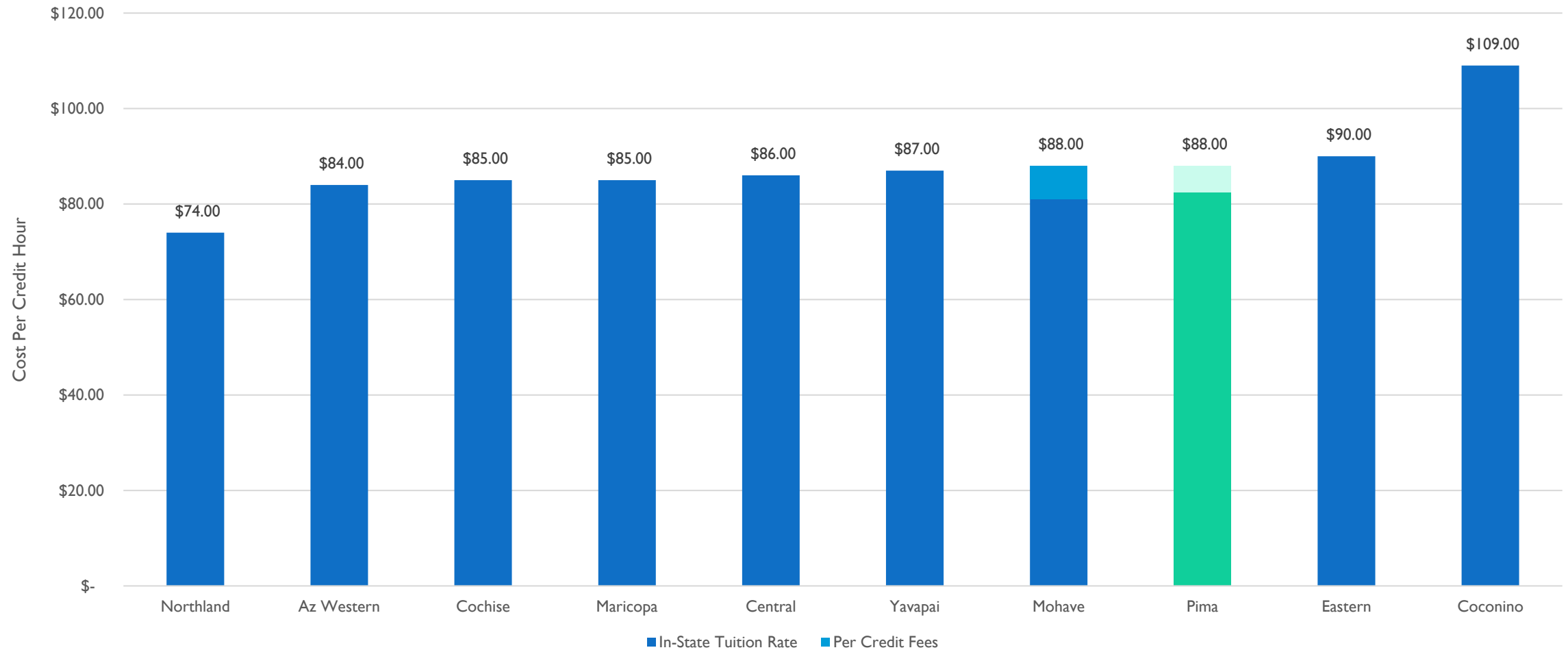


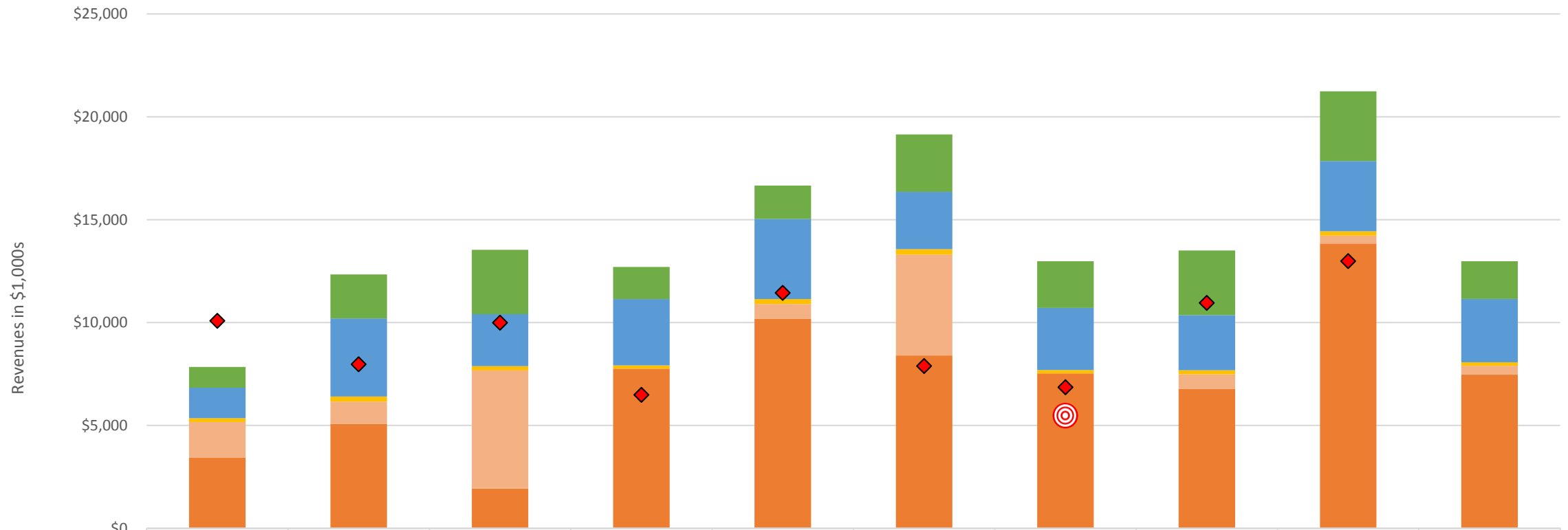
FISCAL YEAR 2019 TAX RATES FOR ALL AZ COMMUNITY COLLEGES (RATES PER \$100 NET ASSESSED VALUATION; COMBINED RATES ARE SHOWN)



FISCAL YEAR 2019 TUITION AND FEES FOR ALL AZ COMMUNITY COLLEGES (PER CREDIT HOUR)

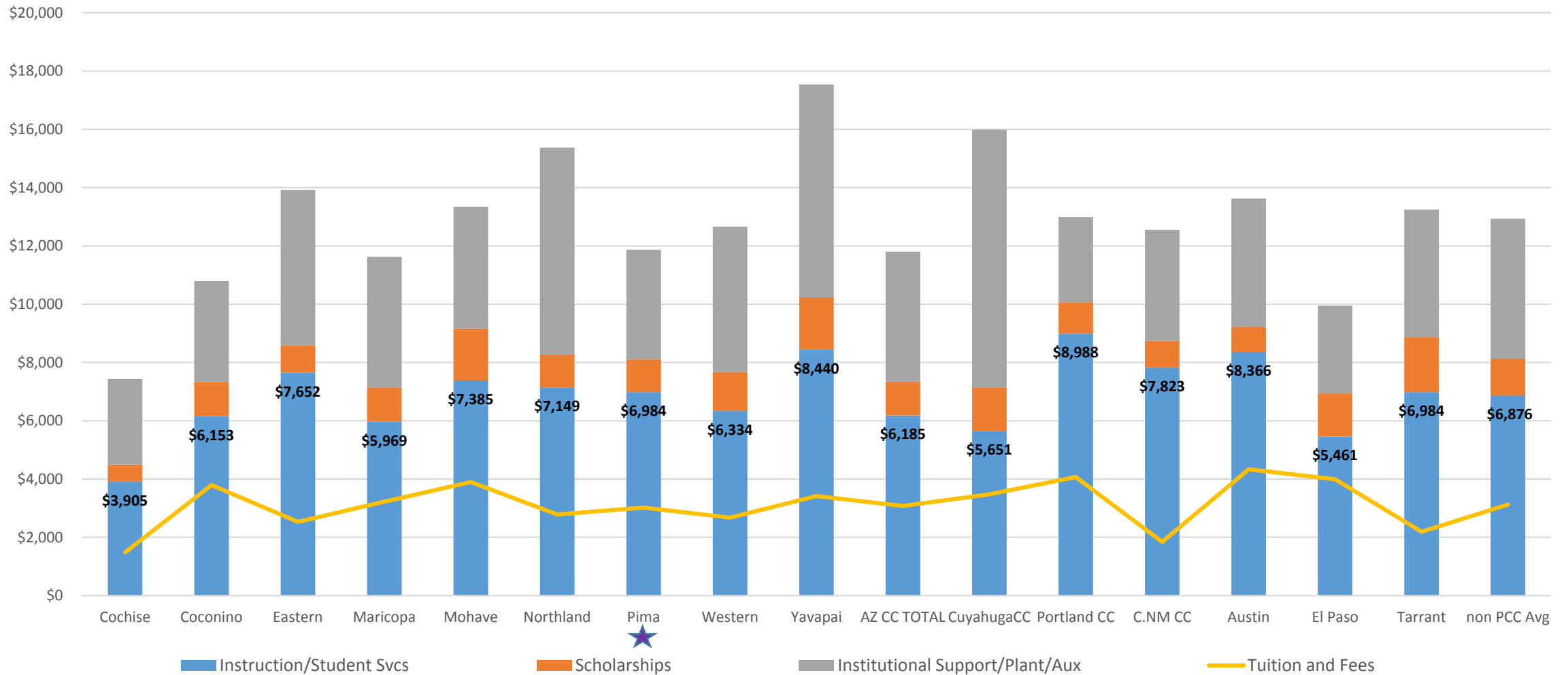


FY18 REVENUES BY SOURCE PER ACTUAL FTSE FOR AZ COMMUNITY COLLEGES



	Cochise	Coconino	Eastern	Maricopa	Mohave	Northland	Pima	Western	Yavapai	AZ CC TOTAL
Other Revenue	\$1,012	\$2,140	\$3,125	\$1,560	\$1,623	\$2,791	\$2,265	\$3,140	\$3,390	\$1,832
Tuition and Fees	\$1,484	\$3,793	\$2,530	\$3,226	\$3,897	\$2,785	\$3,019	\$2,677	\$3,415	\$3,077
State Sales Tax	\$182	\$253	\$210	\$161	\$237	\$266	\$164	\$200	\$207	\$172
State Appropriations	\$1,724	\$1,071	\$5,736	\$0	\$722	\$4,904	\$0	\$701	\$386	\$422
Property Taxes	\$3,444	\$5,082	\$1,935	\$7,756	\$10,181	\$8,397	\$7,531	\$6,785	\$13,842	\$7,475
EL/Actual FTSE	\$10,087	\$7,974	\$9,994	\$6,486	\$11,442	\$7,891	\$6,859	\$10,959	\$12,987	
FY21 EL Est.							\$5,473			

FY18 EXPENSES PER FTSE BY FUNCTIONAL CATEGORY VS. AZ CCS AND PCC PEERS



FY18 REVENUES BY SOURCE PER ACTUAL FTSE VS. AZ CCS AND PCC PEERS

