

**Survey of Entering Student Engagement - Pima Community College (2017 Administration)**

**2017 Benchmark Scores Report - Main Survey**

Comparison Group: Extra-Large Colleges in the 2017 Cohort\*

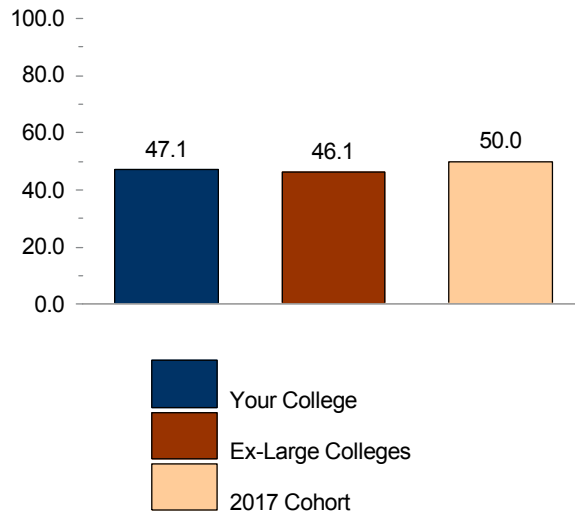
Entering Students Only

[Weighted]

Benchmark	Your College	Ex-Large Colleges		2017 Cohort	
	Score	Score	Difference	Score	Difference
Early Connections	47.1	46.1	0.9	50.0	-2.9
High Expectations and Aspirations	50.3	50.1	0.1	50.0	0.3
Clear Academic Plan and Pathway	51.4	47.8	3.6	50.0	1.4
Effective Track to College Readiness	57.3	50.2	7.2	50.0	7.3
Engaged Learning	51.8	49.2	2.6	50.0	1.8
Academic and Social Support Network	52.0	48.2	3.8	50.0	2.0

\* The comparison group and cohort columns on this page INCLUDE your college.

**Survey of Entering Student Engagement**  
**Pima Community College (2017 Administration)**  
**2017 Benchmark Bar Chart - Main Survey**  
Comparison Group: Extra-Large Colleges in the 2017 Cohort\*  
Entering Students Only  
[Weighted]  
Early Connections (EARLYCON)



\* The comparison group and cohort bars on this page INCLUDE your college.

30NOV17

**Survey of Entering Student Engagement - Pima Community College (2017 Administration)**

**2017 Benchmark Means Report - Main Survey**

Comparison Group: Extra-Large Colleges in the 2017 Cohort\*

Entering Students Only

[Weighted]

Early Connections (EARLYCON)

		Your College	Ex-Large Colleges		2017 Cohort	
Item	Variable	Mean	Mean	Effect Size**	Mean	Effect Size**
Item 18: Think about your experiences from the time of your decision to attend this college through the end of the first three weeks of your first semester/quarter.						
1 = Strongly disagree, 2 = Disagree, 3 = Neutral, 4 = Agree, 5 = Strongly agree						
18a. The very first time I came to this college I felt welcome [EARLYCON]	WELCOME	4.09	3.98		4.05	
18i. The college provided me with adequate information about financial assistance (scholarships, grants, loans, etc.) [EARLYCON]	FAINFO	3.40	3.42		3.51	
18j. A college staff member helped me determine whether I qualified for financial assistance [EARLYCON]	QUALFA	3.13	3.00		3.10	
18p. At least one college staff member (other than an instructor) learned my name [EARLYCON]	CSTAFNAM	3.26	3.15		3.34	
One or more items in this benchmark are not suited to means calculations. Please see the Frequency Distribution that follows for these items.						

\* The comparison group and cohort columns on this page EXCLUDE your college.

\*\* T-test: 2-tailed

If a row contains less than 50 respondents, interpret the comparison results cautiously.

**Survey of Entering Student Engagement - Pima Community College (2017 Administration)**

**2017 Benchmark Frequency Distributions - Main Survey**

Comparison Group: Extra-Large Colleges in the 2017 Cohort\*

Entering Students Only

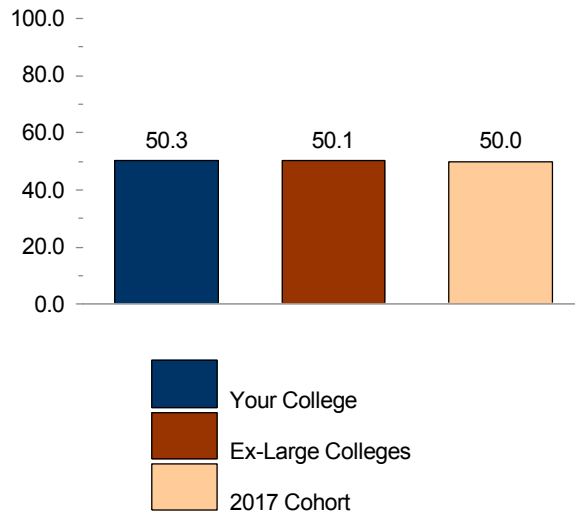
[Weighted]

Early Connections (EARLYCON)

			Your College		Ex-Large Colleges		2017 Cohort	
Item	Variable	Responses	Count	Percent	Count	Percent	Count	Percent
<b>Item 18: Think about your experiences from the time of your decision to attend this college through the end of the first three weeks of your first semester/quarter.</b>								
18a. The very first time I came to this college I felt welcome [EARLYCON]	WELCOME	Strongly disagree	5	0.5	137	0.7	551	0.6
		Disagree	12	1.3	425	2.0	1,701	1.7
		Neutral	165	18.4	5,047	24.3	21,025	21.5
		Agree	432	48.3	9,295	44.7	43,863	44.9
		Strongly agree	282	31.5	5,893	28.3	30,646	31.3
		<b>Total</b>	<b>895</b>	<b>100.0</b>	<b>20,797</b>	<b>100.0</b>	<b>97,785</b>	<b>100.0</b>
18i. The college provided me with adequate information about financial assistance (scholarships, grants, loans, etc.) [EARLYCON]	FAINFO	Strongly disagree	60	6.7	1,349	6.5	5,609	5.7
		Disagree	134	15.0	3,089	14.9	13,197	13.5
		Neutral	246	27.5	5,695	27.4	25,347	26.0
		Agree	293	32.8	6,762	32.6	33,151	34.0
		Strongly agree	161	18.0	3,877	18.7	20,302	20.8
		<b>Total</b>	<b>894</b>	<b>100.0</b>	<b>20,772</b>	<b>100.0</b>	<b>97,605</b>	<b>100.0</b>
18j. A college staff member helped me determine whether I qualified for financial assistance [EARLYCON]	QUALFA	Strongly disagree	65	7.3	2,229	10.8	9,430	9.7
		Disagree	265	29.7	5,772	27.9	24,507	25.2
		Neutral	206	23.1	5,343	25.8	25,359	26.1
		Agree	204	22.9	4,559	22.0	22,899	23.5
		Strongly agree	153	17.1	2,799	13.5	15,148	15.6
		<b>Total</b>	<b>893</b>	<b>100.0</b>	<b>20,703</b>	<b>100.0</b>	<b>97,343</b>	<b>100.0</b>
18p. At least one college staff member (other than an instructor) learned my name [EARLYCON]	CSTAFNAM	Strongly disagree	99	11.0	2,817	13.6	10,812	11.1
		Disagree	216	24.2	4,684	22.6	19,398	19.9
		Neutral	144	16.0	4,106	19.8	17,974	18.4
		Agree	224	25.1	4,848	23.4	24,890	25.5
		Strongly agree	212	23.7	4,267	20.6	24,458	25.1
		<b>Total</b>	<b>895</b>	<b>100.0</b>	<b>20,722</b>	<b>100.0</b>	<b>97,531</b>	<b>100.0</b>
<b>Item 23</b>								
23. Was a specific person assigned to you so you could see him/her each time you needed information or assistance? [EARLYCON]	ASNPERS	Yes	192	22.1	5,841	29.1	31,186	32.9
		No	679	77.9	14,199	70.9	63,499	67.1
		<b>Total</b>	<b>872</b>	<b>100.0</b>	<b>20,040</b>	<b>100.0</b>	<b>94,685</b>	<b>100.0</b>

\* The comparison group and cohort columns on this page EXCLUDE your college.

**Survey of Entering Student Engagement**  
**Pima Community College (2017 Administration)**  
**2017 Benchmark Bar Chart - Main Survey**  
Comparison Group: Extra-Large Colleges in the 2017 Cohort\*  
Entering Students Only  
[Weighted]  
High Expectations and Aspirations (HIEXPACT)



\* The comparison group and cohort bars on this page INCLUDE your college.

30NOV17

**Survey of Entering Student Engagement - Pima Community College (2017 Administration)**

**2017 Benchmark Means Report - Main Survey**

Comparison Group: Extra-Large Colleges in the 2017 Cohort\*

Entering Students Only

[Weighted]

High Expectations and Aspirations (HIEXPECT)

		Your College	Ex-Large Colleges		2017 Cohort	
Item	Variable	Mean	Mean	Effect Size**	Mean	Effect Size**
Item 18: Think about your experiences from the time of your decision to attend this college through the end of the first three weeks of your first semester/quarter.						
1 = Strongly disagree, 2 = Disagree, 3 = Neutral, 4 = Agree, 5 = Strongly agree						
18b. The instructors at this college want me to succeed [HIEXPECT]	WNTSCCD	4.29	4.26		4.30	
18t. I have the motivation to do what it takes to succeed in college [HIEXPECT]	ITTAKES	4.43	4.37		4.37	
18u. I am prepared academically to succeed in college [HIEXPECT]	ACPRPRD	4.34	4.28		4.27	
Item 19: During the first three weeks of your first semester/quarter at this college, about how often did you do the following?						
1 = Never, 2 = Once, 3 = Two or three times, 4 = Four or more times						
19c. Turn in an assignment late [HIEXPECT]	LATETURN	1.50	1.44		1.47	
19d. Not turn in an assignment [HIEXPECT]	NOTTURN	1.38	1.41		1.41	
19f. Come to class without completing readings or assignments [HIEXPECT]	NOTCOMPL	1.64	1.59		1.61	
19s. Skip class [HIEXPECT]	SKIPCL	1.35	1.29		1.32	

\* The comparison group and cohort columns on this page EXCLUDE your college.

\*\* T-test: 2-tailed

If a row contains less than 50 respondents, interpret the comparison results cautiously.

**Survey of Entering Student Engagement - Pima Community College (2017 Administration)**

**2017 Benchmark Frequency Distributions - Main Survey**

Comparison Group: Extra-Large Colleges in the 2017 Cohort\*

Entering Students Only

[Weighted]

High Expectations and Aspirations (HIEEXPECT)

			Your College		Ex-Large Colleges		2017 Cohort	
Item	Variable	Responses	Count	Percent	Count	Percent	Count	Percent
<b>Item 18: Think about your experiences from the time of your decision to attend this college through the end of the first three weeks of your first semester/quarter.</b>								
18b. The instructors at this college want me to succeed [HIEEXPECT]	WNTSCCD	Strongly disagree	5	0.5	38	0.2	212	0.2
		Disagree	3	0.4	133	0.6	580	0.6
		Neutral	89	9.9	2,532	12.2	10,571	10.9
		Agree	428	47.8	9,696	46.8	44,337	45.6
		Strongly agree	371	41.4	8,305	40.1	41,635	42.8
		<b>Total</b>	<b>896</b>	<b>100.0</b>	<b>20,705</b>	<b>100.0</b>	<b>97,336</b>	<b>100.0</b>
18t. I have the motivation to do what it takes to succeed in college [HIEEXPECT]	ITTAKES	Strongly disagree	3	0.4	125	0.6	548	0.6
		Disagree	10	1.1	294	1.4	1,299	1.3
		Neutral	62	7.0	2,066	10.0	10,019	10.3
		Agree	347	38.9	7,432	35.9	35,538	36.5
		Strongly agree	471	52.7	10,787	52.1	50,019	51.3
		<b>Total</b>	<b>893</b>	<b>100.0</b>	<b>20,704</b>	<b>100.0</b>	<b>97,422</b>	<b>100.0</b>
18u. I am prepared academically to succeed in college [HIEEXPECT]	ACPRPRD	Strongly disagree	6	0.6	114	0.6	564	0.6
		Disagree	5	0.6	327	1.6	1,554	1.6
		Neutral	93	10.4	2,692	13.0	13,041	13.4
		Agree	363	40.6	8,115	39.1	38,734	39.7
		Strongly agree	427	47.8	9,525	45.9	43,749	44.8
		<b>Total</b>	<b>895</b>	<b>100.0</b>	<b>20,774</b>	<b>100.0</b>	<b>97,643</b>	<b>100.0</b>
<b>Item 19: During the first three weeks of your first semester/quarter at this college, about how often did you do the following?</b>								
19c. Turn in an assignment late [HIEEXPECT]	LATETURN	Never	537	60.2	13,776	66.3	62,587	63.7
		Once	267	30.0	5,176	24.9	25,932	26.4
		Two or three times	81	9.1	1,586	7.6	8,427	8.6
		Four or more times	7	0.7	245	1.2	1,231	1.3
		<b>Total</b>	<b>891</b>	<b>100.0</b>	<b>20,783</b>	<b>100.0</b>	<b>98,178</b>	<b>100.0</b>
19d. Not turn in an assignment [HIEEXPECT]	NOTTURN	Never	618	69.8	14,199	69.6	67,384	70.0
		Once	204	23.0	4,500	22.0	20,462	21.2
		Two or three times	56	6.3	1,373	6.7	6,799	7.1
		Four or more times	8	0.9	344	1.7	1,674	1.7
		<b>Total</b>	<b>886</b>	<b>100.0</b>	<b>20,415</b>	<b>100.0</b>	<b>96,319</b>	<b>100.0</b>
19f. Come to class without completing readings or assignments [HIEEXPECT]	NOTCOMPL	Never	481	53.9	11,944	57.4	55,621	56.6
		Once	276	30.9	5,976	28.7	28,370	28.9
		Two or three times	114	12.7	2,312	11.1	11,486	11.7
		Four or more times	23	2.5	582	2.8	2,744	2.8
		<b>Total</b>	<b>894</b>	<b>100.0</b>	<b>20,815</b>	<b>100.0</b>	<b>98,222</b>	<b>100.0</b>

\* The comparison group and cohort columns on this page EXCLUDE your college.

**Survey of Entering Student Engagement - Pima Community College (2017 Administration)**

**2017 Benchmark Frequency Distributions - Main Survey**

Comparison Group: Extra-Large Colleges in the 2017 Cohort\*

Entering Students Only

[Weighted]

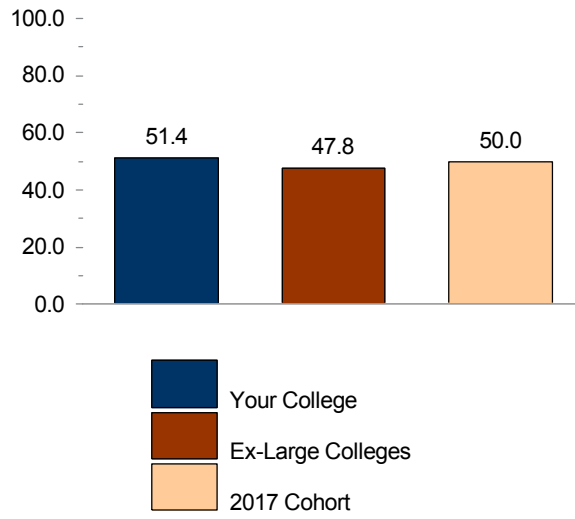
High Expectations and Aspirations (HIEXPECT)

			Your College		Ex-Large Colleges		2017 Cohort	
Item	Variable	Responses	Count	Percent	Count	Percent	Count	Percent
Item 19: During the first three weeks of your first semester/quarter at this college, about how often did you do the following?								
19s. Skip class [HIEXPECT]	SKIPCL	Never	673	75.1	16,258	78.0	75,276	76.5
		Once	147	16.4	3,262	15.6	15,981	16.2
		Two or three times	61	6.8	1,108	5.3	5,891	6.0
		Four or more times	14	1.6	223	1.1	1,277	1.3
		Total	895	100.0	20,851	100.0	98,425	100.0

\* The comparison group and cohort columns on this page EXCLUDE your college.



**Survey of Entering Student Engagement**  
**Pima Community College (2017 Administration)**  
**2017 Benchmark Bar Chart - Main Survey**  
Comparison Group: Extra-Large Colleges in the 2017 Cohort\*  
Entering Students Only  
[Weighted]  
Clear Academic Plan and Pathway (ACADPLAN)



\* The comparison group and cohort bars on this page INCLUDE your college.

30NOV17

**Survey of Entering Student Engagement - Pima Community College (2017 Administration)**

**2017 Benchmark Means Report - Main Survey**

Comparison Group: Extra-Large Colleges in the 2017 Cohort\*

Entering Students Only

[Weighted]

Clear Academic Plan and Pathway (ACADPLAN)

		Your College	Ex-Large Colleges		2017 Cohort	
Item	Variable	Mean	Mean	Effect Size**	Mean	Effect Size**
Item 18: Think about your experiences from the time of your decision to attend this college through the end of the first three weeks of your first semester/quarter.						
1 = Strongly disagree, 2 = Disagree, 3 = Neutral, 4 = Agree, 5 = Strongly agree						
18d. I was able to meet with an academic advisor at times convenient for me [ACADPLAN]	AACONTIM	3.92	3.75		3.83	
18e. An advisor helped me to select a course of study, program, or major [ACADPLAN]	AASELMAJ	3.87	3.69		3.76	
18f. An advisor helped me to set academic goals and to create a plan for achieving them [ACADPLAN]	ACADGOAL	3.43	3.36		3.39	
18g. An advisor helped me to identify the courses I needed to take during my first semester/quarter [ACADPLAN]	CRSADV	3.99	3.90		3.96	
18h. A college staff member talked with me about my commitments outside of school (work, children, dependents, etc.) to help me figure out how many courses to take [ACADPLAN]	OSCOMM	2.91	2.83		2.95	

\* The comparison group and cohort columns on this page EXCLUDE your college.

\*\* T-test: 2-tailed

If a row contains less than 50 respondents, interpret the comparison results cautiously.

**Survey of Entering Student Engagement - Pima Community College (2017 Administration)**

**2017 Benchmark Frequency Distributions - Main Survey**

Comparison Group: Extra-Large Colleges in the 2017 Cohort\*

Entering Students Only

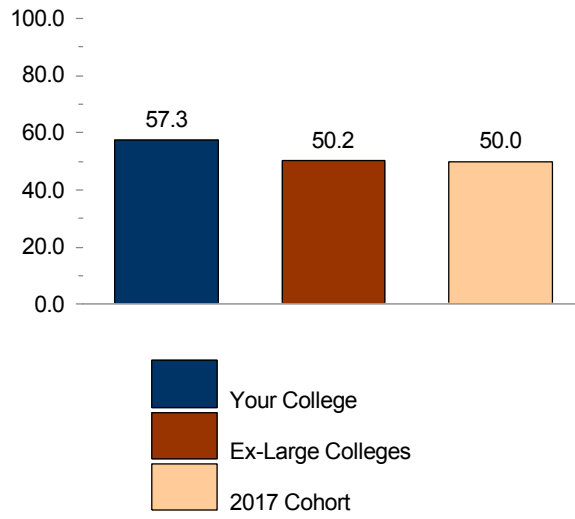
[Weighted]

Clear Academic Plan and Pathway (ACADPLAN)

			Your College		Ex-Large Colleges		2017 Cohort	
Item	Variable	Responses	Count	Percent	Count	Percent	Count	Percent
Item 18: Think about your experiences from the time of your decision to attend this college through the end of the first three weeks of your first semester/quarter.								
18d. I was able to meet with an academic advisor at times convenient for me [ACADPLAN]	AACONTIM	Strongly disagree	16	1.8	514	2.5	2,080	2.1
		Disagree	49	5.5	1,738	8.4	6,500	6.7
		Neutral	183	20.5	5,242	25.5	23,361	24.1
		Agree	391	43.9	8,023	39.0	38,832	40.1
		Strongly agree	253	28.4	5,073	24.6	26,174	27.0
		<b>Total</b>	<b>892</b>	<b>100.0</b>	<b>20,590</b>	<b>100.0</b>	<b>96,948</b>	<b>100.0</b>
18e. An advisor helped me to select a course of study, program, or major [ACADPLAN]	AASELMAJ	Strongly disagree	28	3.2	996	4.8	4,138	4.2
		Disagree	99	11.1	2,691	13.0	11,293	11.6
		Neutral	142	15.9	3,880	18.7	17,655	18.1
		Agree	311	34.9	7,398	35.6	35,077	35.9
		Strongly agree	312	34.9	5,799	27.9	29,469	30.2
		<b>Total</b>	<b>893</b>	<b>100.0</b>	<b>20,762</b>	<b>100.0</b>	<b>97,632</b>	<b>100.0</b>
18f. An advisor helped me to set academic goals and to create a plan for achieving them [ACADPLAN]	ACADGOAL	Strongly disagree	48	5.4	1,289	6.2	5,423	5.6
		Disagree	178	20.0	3,944	19.0	17,839	18.3
		Neutral	212	23.8	5,588	27.0	27,314	28.0
		Agree	250	28.1	5,804	28.0	27,184	27.9
		Strongly agree	202	22.7	4,093	19.8	19,654	20.2
		<b>Total</b>	<b>891</b>	<b>100.0</b>	<b>20,718</b>	<b>100.0</b>	<b>97,414</b>	<b>100.0</b>
18g. An advisor helped me to identify the courses I needed to take during my first semester/quarter [ACADPLAN]	CRSADV	Strongly disagree	31	3.4	786	3.8	3,132	3.2
		Disagree	68	7.5	1,768	8.5	7,257	7.4
		Neutral	105	11.7	2,786	13.4	13,113	13.4
		Agree	366	40.9	8,738	42.1	40,670	41.7
		Strongly agree	326	36.4	6,677	32.2	33,414	34.2
		<b>Total</b>	<b>896</b>	<b>100.0</b>	<b>20,755</b>	<b>100.0</b>	<b>97,586</b>	<b>100.0</b>
18h. A college staff member talked with me about my commitments outside of school (work, children, dependents, etc.) to help me figure out how many courses to take [ACADPLAN]	OSCOMM	Strongly disagree	102	11.4	2,648	12.7	10,902	11.2
		Disagree	287	32.1	6,747	32.5	28,901	29.6
		Neutral	220	24.6	5,133	24.7	24,799	25.4
		Agree	163	18.2	3,920	18.9	20,119	20.6
		Strongly agree	122	13.6	2,321	11.2	12,856	13.2
		<b>Total</b>	<b>894</b>	<b>100.0</b>	<b>20,769</b>	<b>100.0</b>	<b>97,578</b>	<b>100.0</b>

\* The comparison group and cohort columns on this page EXCLUDE your college.

**Survey of Entering Student Engagement**  
**Pima Community College (2017 Administration)**  
**2017 Benchmark Bar Chart - Main Survey**  
Comparison Group: Extra-Large Colleges in the 2017 Cohort\*  
Entering Students Only  
[Weighted]  
Effective Track to College Readiness (COLLREAD)



\* The comparison group and cohort bars on this page INCLUDE your college.

30NOV17

**Survey of Entering Student Engagement - Pima Community College (2017 Administration)**

**2017 Benchmark Means Report - Main Survey**

Comparison Group: Extra-Large Colleges in the 2017 Cohort\*

Entering Students Only

[Weighted]

Effective Track to College Readiness (COLLREAD)

		Your College	Ex-Large Colleges		2017 Cohort	
Item	Variable	Mean	Mean	Effect Size**	Mean	Effect Size**
Item 21: Think about your experiences from the time of your decision to attend this college through the end of the first three weeks of your first semester/quarter. Within a class, or through another experience at this college:						
1 = Strongly disagree, 2 = Disagree, 3 = Neutral, 4 = Agree, 5 = Strongly agree						
21a. I learned to improve my study skills (listening, note taking, highlighting readings, working with others, etc.) [COLLREAD]	LNDSTUDY	4.05	4.02		4.03	
21b. I learned to understand my academic strengths and weaknesses [COLLREAD]	LNDACAWK	4.00	3.96		3.98	
21c. I learned skills and strategies to improve my test-taking ability [COLLREAD]	LNSKILLS	3.77	3.67		3.68	
One or more items in this benchmark are not suited to means calculations. Please see the Frequency Distribution that follows for these items.						

\* The comparison group and cohort columns on this page EXCLUDE your college.

\*\* T-test: 2-tailed

If a row contains less than 50 respondents, interpret the comparison results cautiously.

**Survey of Entering Student Engagement - Pima Community College (2017 Administration)**

**2017 Benchmark Frequency Distributions - Main Survey**

Comparison Group: Extra-Large Colleges in the 2017 Cohort\*

Entering Students Only

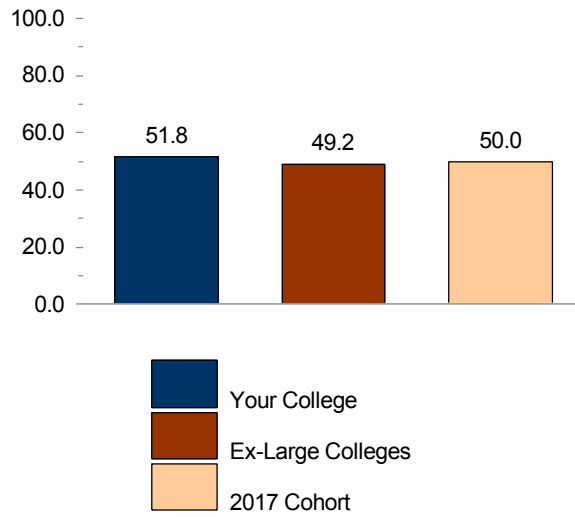
[Weighted]

Effective Track to College Readiness (COLLREAD)

			Your College		Ex-Large Colleges		2017 Cohort	
Item	Variable	Responses	Count	Percent	Count	Percent	Count	Percent
Item 12: Think about your experiences from the time of your decision to attend this college through the end of the first three weeks of your first semester/quarter.								
12a. Before I could register for classes, I was required to take a placement test (COMPASS, ASSET, ACCUPLACER, SAT, ACT, etc.) to assess my skills in reading, writing, and/or math [COLLREAD]	REQPTST	Yes	829	93.2	16,992	82.3	80,479	82.9
		No	60	6.8	3,665	17.7	16,581	17.1
		<b>Total</b>	<b>890</b>	<b>100.0</b>	<b>20,657</b>	<b>100.0</b>	<b>97,060</b>	<b>100.0</b>
12b. I took a placement test (COMPASS, ASSET, ACCUPLACER, SAT, ACT, etc.) [COLLREAD]	TKPTST	Yes	813	92.8	17,307	86.1	82,800	87.3
		No	63	7.2	2,786	13.9	12,094	12.7
		<b>Total</b>	<b>876</b>	<b>100.0</b>	<b>20,093</b>	<b>100.0</b>	<b>94,894</b>	<b>100.0</b>
Item 14								
14. This college required me to enroll in classes indicated by my placement test scores during my first semester/quarter [COLLREAD]	REQCLASS	Yes	731	81.6	14,111	68.6	65,094	67.3
		No	164	18.4	6,461	31.4	31,591	32.7
		<b>Total</b>	<b>895</b>	<b>100.0</b>	<b>20,572</b>	<b>100.0</b>	<b>96,685</b>	<b>100.0</b>
Item 21: Think about your experiences from the time of your decision to attend this college through the end of the first three weeks of your first semester/quarter. Within a class, or through another experience at this college:								
21a. I learned to improve my study skills (listening, note taking, highlighting readings, working with others, etc.) [COLLREAD]	LNDSTUDY	Strongly disagree	15	1.7	277	1.3	1,269	1.3
		Disagree	28	3.1	740	3.6	3,528	3.6
		Neutral	165	18.5	4,060	19.6	18,937	19.4
		Agree	375	42.0	8,741	42.3	40,802	41.8
		Strongly agree	310	34.7	6,864	33.2	33,172	34.0
		<b>Total</b>	<b>894</b>	<b>100.0</b>	<b>20,682</b>	<b>100.0</b>	<b>97,708</b>	<b>100.0</b>
21b. I learned to understand my academic strengths and weaknesses [COLLREAD]	LNDACAWK	Strongly disagree	12	1.4	270	1.3	1,104	1.1
		Disagree	23	2.5	769	3.7	3,496	3.6
		Neutral	187	20.8	4,540	22.0	21,216	21.7
		Agree	400	44.7	9,032	43.7	42,597	43.6
		Strongly agree	273	30.6	6,042	29.3	29,183	29.9
		<b>Total</b>	<b>895</b>	<b>100.0</b>	<b>20,652</b>	<b>100.0</b>	<b>97,596</b>	<b>100.0</b>
21c. I learned skills and strategies to improve my test-taking ability [COLLREAD]	LNDKLLS	Strongly disagree	18	2.0	518	2.5	2,451	2.5
		Disagree	69	7.7	1,962	9.5	8,911	9.1
		Neutral	257	28.8	6,286	30.4	30,178	30.9
		Agree	311	34.8	6,893	33.3	31,759	32.5
		Strongly agree	239	26.8	5,016	24.3	24,338	24.9
		<b>Total</b>	<b>893</b>	<b>100.0</b>	<b>20,674</b>	<b>100.0</b>	<b>97,637</b>	<b>100.0</b>

\* The comparison group and cohort columns on this page EXCLUDE your college.

**Survey of Entering Student Engagement**  
**Pima Community College (2017 Administration)**  
**2017 Benchmark Bar Chart - Main Survey**  
Comparison Group: Extra-Large Colleges in the 2017 Cohort\*  
Entering Students Only  
[Weighted]  
Engaged Learning (ENGAGLRN)



\* The comparison group and cohort bars on this page INCLUDE your college.

30NOV17

**Survey of Entering Student Engagement - Pima Community College (2017 Administration)**

**2017 Benchmark Means Report - Main Survey**

Comparison Group: Extra-Large Colleges in the 2017 Cohort\*

Entering Students Only

[Weighted]

Engaged Learning (ENGAGLRN)

		Your College	Ex-Large Colleges		2017 Cohort	
Item	Variable	Mean	Mean	Effect Size**	Mean	Effect Size**
<b>Item 19: During the first three weeks of your first semester/quarter at this college, about how often did you do the following?</b>						
1 = Never, 2 = Once, 3 = Two or three times, 4 = Four or more times						
19a. Ask questions in class or contribute to class discussions [ENGAGLRN]	ASKQUES	2.69	2.73		2.79	
19b. Prepare at least two drafts of a paper or assignment before turning it in [ENGAGLRN]	PREPDRFT	2.13	2.12		2.11	
19e. Participate in supplemental instruction (extra class sessions with an instructor, tutor, or experienced student) [ENGAGLRN]	SUPINSTR	1.58	1.55		1.54	
19g. Work with other students on a project or assignment during class [ENGAGLRN]	PINCLASS	2.56	2.43		2.46	
19h. Work with classmates outside of class on class projects or assignments [ENGAGLRN]	PREPOUTC	1.71	1.58		1.60	
19i. Participate in a required study group outside of class [ENGAGLRN]	GRPSTUDY	1.43	1.31		1.30	
19j. Participate in a student-initiated (not required) study group outside of class [ENGAGLRN]	NRGSTUDY	1.42	1.32		1.31	
19k. Use an electronic tool (e-mail, text messaging, Facebook, MySpace, class Web site, etc.) to communicate with another student about coursework [ENGAGLRN]	USEINTMG	2.27	2.19		2.19	
19l. Use an electronic tool (e-mail, text messaging, Facebook, MySpace, class Web site, etc.) to communicate with an instructor about coursework [ENGAGLRN]	MAILFAC	2.32	2.18		2.25	
19m. Discuss an assignment or grade with an instructor [ENGAGLRN]	FACASSN	2.07	2.03		2.07	
19n. Ask for help from an instructor regarding questions or problems related to a class [ENGAGLRN]	CLASSREL	2.39	2.31		2.34	
19o. Receive prompt written or oral feedback from instructors on your performance [ENGAGLRN]	FEEDBACK	2.43	2.29		2.34	
19q. Discuss ideas from your readings or classes with instructors outside of class [ENGAGLRN]	FACIDOC	1.61	1.56		1.59	
<b>Item 20.2: Think about your experiences from the time of your decision to attend this college through the end of the first three weeks of your first semester/quarter. How often did you use the following services?</b>						
1 = Never, 2 = Once, 3 = Two or three times, 4 = Four or more times						
20.2d. Face-to-face tutoring [ENGAGLRN]	FFTUSE	1.36	1.31		1.31	
20.2f. Writing, math, or other skill lab [ENGAGLRN]	SKLABUSE	1.56	1.69		1.66	
20.2h. Computer lab [ENGAGLRN]	COMLBUSE	1.86	1.99		2.02	

\* The comparison group and cohort columns on this page EXCLUDE your college.

\*\* T-test: 2-tailed

If a row contains less than 50 respondents, interpret the comparison results cautiously.



**Survey of Entering Student Engagement - Pima Community College (2017 Administration)**

**2017 Benchmark Frequency Distributions - Main Survey**

Comparison Group: Extra-Large Colleges in the 2017 Cohort\*

Entering Students Only

[Weighted]

Engaged Learning (ENGAGLRN)

			Your College		Ex-Large Colleges		2017 Cohort	
Item	Variable	Responses	Count	Percent	Count	Percent	Count	Percent
Item 19: During the first three weeks of your first semester/quarter at this college, about how often did you do the following?								
19a. Ask questions in class or contribute to class discussions [ENGAGLRN]	ASKQUES	Never	93	10.4	2,007	9.6	8,702	8.8
		Once	234	26.1	5,567	26.6	24,186	24.5
		Two or three times	424	47.4	9,315	44.6	44,873	45.5
		Four or more times	144	16.1	4,011	19.2	20,866	21.2
		Total	895	100.0	20,900	100.0	98,627	100.0
19b. Prepare at least two drafts of a paper or assignment before turning it in [ENGAGLRN]	PREPDRFT	Never	255	28.5	5,887	28.4	29,064	29.8
		Once	325	36.3	7,653	36.9	35,065	35.9
		Two or three times	254	28.4	5,895	28.5	27,293	27.9
		Four or more times	60	6.7	1,278	6.2	6,247	6.4
		Total	895	100.0	20,712	100.0	97,669	100.0
19e. Participate in supplemental instruction (extra class sessions with an instructor, tutor, or experienced student) [ENGAGLRN]	SUPINSTR	Never	588	65.6	13,717	65.7	65,709	66.7
		Once	152	17.0	3,794	18.2	16,995	17.3
		Two or three times	102	11.4	2,380	11.4	11,004	11.2
		Four or more times	54	6.0	983	4.7	4,809	4.9
		Total	896	100.0	20,874	100.0	98,516	100.0
19g. Work with other students on a project or assignment during class [ENGAGLRN]	PINCLASS	Never	155	17.3	4,505	21.6	20,497	20.8
		Once	229	25.6	5,765	27.6	26,338	26.7
		Two or three times	366	40.9	7,684	36.8	37,082	37.7
		Four or more times	146	16.3	2,904	13.9	14,549	14.8
		Total	895	100.0	20,858	100.0	98,467	100.0
19h. Work with classmates outside of class on class projects or assignments [ENGAGLRN]	PREPOUTC	Never	512	57.5	13,057	62.9	61,352	62.6
		Once	182	20.5	4,202	20.2	18,929	19.3
		Two or three times	135	15.2	2,625	12.6	12,941	13.2
		Four or more times	61	6.8	881	4.2	4,715	4.8
		Total	890	100.0	20,766	100.0	97,938	100.0
19i. Participate in a required study group outside of class [ENGAGLRN]	GRPSTUDY	Never	682	76.1	16,705	80.2	79,706	81.0
		Once	92	10.3	2,323	11.1	10,170	10.3
		Two or three times	73	8.2	1,271	6.1	5,917	6.0
		Four or more times	49	5.4	539	2.6	2,655	2.7
		Total	895	100.0	20,837	100.0	98,448	100.0
19j. Participate in a student-initiated (not required) study group outside of class [ENGAGLRN]	NRGSTUDY	Never	672	75.8	16,534	79.7	79,007	80.6
		Once	102	11.5	2,417	11.6	10,578	10.8
		Two or three times	68	7.7	1,249	6.0	5,881	6.0
		Four or more times	44	5.0	549	2.6	2,529	2.6
		Total	886	100.0	20,750	100.0	97,995	100.0

\* The comparison group and cohort columns on this page EXCLUDE your college.

**Survey of Entering Student Engagement - Pima Community College (2017 Administration)**

**2017 Benchmark Frequency Distributions - Main Survey**

Comparison Group: Extra-Large Colleges in the 2017 Cohort\*

Entering Students Only

[Weighted]

Engaged Learning (ENGAGLRN)

Item	Variable	Responses	Your College		Ex-Large Colleges		2017 Cohort	
			Count	Percent	Count	Percent	Count	Percent
<b>Item 19: During the first three weeks of your first semester/quarter at this college, about how often did you do the following?</b>								
19k. Use an electronic tool (e-mail, text messaging, Facebook, MySpace, class Web site, etc.) to communicate with another student about coursework [ENGAGLRN]	USEINTMG	Never	320	35.7	7,868	37.7	37,327	37.9
		Once	177	19.8	4,783	22.9	22,185	22.5
		Two or three times	234	26.1	4,628	22.2	22,002	22.3
		Four or more times	165	18.4	3,578	17.2	17,014	17.3
		<b>Total</b>	<b>896</b>	<b>100.0</b>	<b>20,857</b>	<b>100.0</b>	<b>98,527</b>	<b>100.0</b>
19l. Use an electronic tool (e-mail, text messaging, Facebook, MySpace, class Web site, etc.) to communicate with an instructor about coursework [ENGAGLRN]	MAILFAC	Never	256	28.7	6,950	33.5	30,118	30.7
		Once	230	25.7	5,857	28.2	27,076	27.6
		Two or three times	273	30.6	5,235	25.2	26,712	27.2
		Four or more times	133	14.9	2,723	13.1	14,134	14.4
		<b>Total</b>	<b>892</b>	<b>100.0</b>	<b>20,765</b>	<b>100.0</b>	<b>98,040</b>	<b>100.0</b>
19m. Discuss an assignment or grade with an instructor [ENGAGLRN]	FACASSN	Never	312	34.9	7,328	35.2	32,538	33.1
		Once	284	31.8	7,089	34.1	33,911	34.5
		Two or three times	226	25.3	4,905	23.6	24,601	25.0
		Four or more times	72	8.1	1,493	7.2	7,313	7.4
		<b>Total</b>	<b>895</b>	<b>100.0</b>	<b>20,816</b>	<b>100.0</b>	<b>98,363</b>	<b>100.0</b>
19n. Ask for help from an instructor regarding questions or problems related to a class [ENGAGLRN]	CLASSREL	Never	194	21.7	4,924	23.8	22,667	23.1
		Once	262	29.4	6,831	33.0	31,189	31.8
		Two or three times	327	36.6	6,592	31.8	32,475	33.1
		Four or more times	109	12.2	2,382	11.5	11,835	12.1
		<b>Total</b>	<b>892</b>	<b>100.0</b>	<b>20,728</b>	<b>100.0</b>	<b>98,166</b>	<b>100.0</b>
19o. Receive prompt written or oral feedback from instructors on your performance [ENGAGLRN]	FEEDBACK	Never	201	22.5	5,541	26.7	24,390	24.8
		Once	252	28.2	6,261	30.2	28,665	29.2
		Two or three times	297	33.2	6,391	30.8	32,035	32.6
		Four or more times	144	16.1	2,528	12.2	13,060	13.3
		<b>Total</b>	<b>894</b>	<b>100.0</b>	<b>20,720</b>	<b>100.0</b>	<b>98,150</b>	<b>100.0</b>
19q. Discuss ideas from your readings or classes with instructors outside of class [ENGAGLRN]	FACIDOC	Never	567	63.4	13,465	64.7	62,240	63.3
		Once	161	18.0	4,021	19.3	19,360	19.7
		Two or three times	118	13.2	2,296	11.0	11,779	12.0
		Four or more times	48	5.4	1,037	5.0	4,929	5.0
		<b>Total</b>	<b>894</b>	<b>100.0</b>	<b>20,819</b>	<b>100.0</b>	<b>98,307</b>	<b>100.0</b>
<b>Item 20.2: Think about your experiences from the time of your decision to attend this college through the end of the first three weeks of your first semester/quarter. How often did you use the following services?</b>								
20.2d. Face-to-face tutoring [ENGAGLRN]	FFTUSE	Never	671	77.5	16,234	80.9	77,087	81.7
		Once	113	13.0	2,081	10.4	9,015	9.6
		Two or three times	45	5.2	1,096	5.5	5,032	5.3
		Four or more times	37	4.3	651	3.2	3,249	3.4
		<b>Total</b>	<b>866</b>	<b>100.0</b>	<b>20,063</b>	<b>100.0</b>	<b>94,382</b>	<b>100.0</b>

\* The comparison group and cohort columns on this page EXCLUDE your college.

**Survey of Entering Student Engagement - Pima Community College (2017 Administration)**

**2017 Benchmark Frequency Distributions - Main Survey**

Comparison Group: Extra-Large Colleges in the 2017 Cohort\*

Entering Students Only

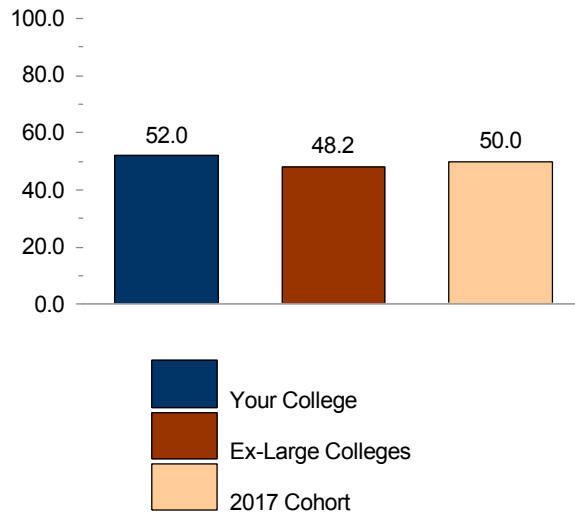
[Weighted]

Engaged Learning (ENGAGLRN)

			Your College		Ex-Large Colleges		2017 Cohort	
Item	Variable	Responses	Count	Percent	Count	Percent	Count	Percent
Item 20.2: Think about your experiences from the time of your decision to attend this college through the end of the first three weeks of your first semester/quarter. How often did you use the following services?								
20.2f. Writing, math, or other skill lab [ENGAGLRN]	SKLABUSE	Never	610	71.4	12,697	63.6	61,985	66.1
		Once	98	11.5	2,994	15.0	12,099	12.9
		Two or three times	58	6.8	2,105	10.5	9,320	9.9
		Four or more times	88	10.3	2,162	10.8	10,323	11.0
		Total	854	100.0	19,958	100.0	93,727	100.0
20.2h. Computer lab [ENGAGLRN]	COMLBUSE	Never	481	55.6	9,779	48.7	45,624	48.3
		Once	141	16.3	3,867	19.3	17,264	18.3
		Two or three times	130	15.0	3,366	16.8	15,623	16.6
		Four or more times	114	13.1	3,071	15.3	15,866	16.8
		Total	865	100.0	20,083	100.0	94,378	100.0

\* The comparison group and cohort columns on this page EXCLUDE your college.

**Survey of Entering Student Engagement**  
**Pima Community College (2017 Administration)**  
**2017 Benchmark Bar Chart - Main Survey**  
Comparison Group: Extra-Large Colleges in the 2017 Cohort\*  
Entering Students Only  
[Weighted]  
Academic and Social Support (ACSOCSUP)



\* The comparison group and cohort bars on this page INCLUDE your college.

30NOV17

**Survey of Entering Student Engagement - Pima Community College (2017 Administration)**

**2017 Benchmark Means Report - Main Survey**

Comparison Group: Extra-Large Colleges in the 2017 Cohort\*

Entering Students Only

[Weighted]

Academic and Social Support (ACSOCSUP)

		Your College	Ex-Large Colleges		2017 Cohort	
Item	Variable	Mean	Mean	Effect Size**	Mean	Effect Size**
Item 18: Think about your experiences from the time of your decision to attend this college through the end of the first three weeks of your first semester/quarter.						
1 = Strongly disagree, 2 = Disagree, 3 = Neutral, 4 = Agree, 5 = Strongly agree						
18l. All instructors clearly explained academic and student support services available at this college [ACSOCSUP]	RESOURCE	4.01	3.90		3.92	
18m. All instructors clearly explained course grading policies [ACSOCSUP]	GRADEPOL	4.29	4.26		4.27	
18n. All instructors clearly explained course syllabi (syllabuses) [ACSOCSUP]	SYLLABI	4.40	4.36		4.36	
18o. I knew how to get in touch with my instructors outside of class [ACSOCSUP]	FACMEET	4.34	4.28		4.30	
18q. At least one other student whom I didn't previously know learned my name [ACSOCSUP]	OSTUDNAM	4.17	4.05		4.11	
18r. At least one instructor learned my name [ACSOCSUP]	FACNAM	4.32	4.12	0.22**	4.24	
18s. I learned the name of at least one other student in most of my classes [ACSOCSUP]	STUNAM	4.23	4.15		4.23	

\* The comparison group and cohort columns on this page EXCLUDE your college.

\*\* T-test: 2-tailed

If a row contains less than 50 respondents, interpret the comparison results cautiously.

**Survey of Entering Student Engagement - Pima Community College (2017 Administration)**

**2017 Benchmark Frequency Distributions - Main Survey**

Comparison Group: Extra-Large Colleges in the 2017 Cohort\*

Entering Students Only

[Weighted]

Academic and Social Support (ACSOCSUP)

Item	Variable	Responses	Your College		Ex-Large Colleges		2017 Cohort	
			Count	Percent	Count	Percent	Count	Percent
Item 18: Think about your experiences from the time of your decision to attend this college through the end of the first three weeks of your first semester/quarter.								
18l. All instructors clearly explained academic and student support services available at this college [ACSOCSUP]	RESOURCE	Strongly disagree	10	1.1	345	1.7	1,580	1.6
		Disagree	47	5.3	1,446	7.0	6,517	6.7
		Neutral	140	15.8	3,946	19.0	18,297	18.8
		Agree	418	47.0	9,129	44.1	42,278	43.4
		Strongly agree	275	30.9	5,849	28.2	28,704	29.5
		<b>Total</b>	<b>890</b>	<b>100.0</b>	<b>20,715</b>	<b>100.0</b>	<b>97,376</b>	<b>100.0</b>
18m. All instructors clearly explained course grading policies [ACSOCSUP]	GRADEPOL	Strongly disagree	6	0.6	110	0.5	553	0.6
		Disagree	20	2.3	477	2.3	2,243	2.3
		Neutral	67	7.5	1,929	9.3	9,030	9.3
		Agree	423	47.2	9,580	46.2	44,391	45.5
		Strongly agree	380	42.4	8,635	41.7	41,269	42.3
		<b>Total</b>	<b>896</b>	<b>100.0</b>	<b>20,731</b>	<b>100.0</b>	<b>97,487</b>	<b>100.0</b>
18n. All instructors clearly explained course syllabi (syllabuses) [ACSOCSUP]	SYLLABI	Strongly disagree	3	0.4	77	0.4	397	0.4
		Disagree	8	0.9	353	1.7	1,621	1.7
		Neutral	64	7.2	1,471	7.1	6,921	7.1
		Agree	366	41.2	8,934	43.2	41,535	42.7
		Strongly agree	447	50.3	9,862	47.6	46,832	48.1
		<b>Total</b>	<b>889</b>	<b>100.0</b>	<b>20,698</b>	<b>100.0</b>	<b>97,306</b>	<b>100.0</b>
18o. I knew how to get in touch with my instructors outside of class [ACSOCSUP]	FACMEET	Strongly disagree	7	0.8	122	0.6	606	0.6
		Disagree	11	1.2	487	2.3	2,092	2.1
		Neutral	59	6.5	1,948	9.4	8,771	9.0
		Agree	415	46.4	9,104	43.9	42,338	43.4
		Strongly agree	403	45.1	9,091	43.8	43,769	44.9
		<b>Total</b>	<b>894</b>	<b>100.0</b>	<b>20,752</b>	<b>100.0</b>	<b>97,576</b>	<b>100.0</b>
18q. At least one other student whom I didn't previously know learned my name [ACSOCSUP]	OSTUDNAM	Strongly disagree	22	2.4	608	2.9	2,598	2.7
		Disagree	39	4.4	1,348	6.5	5,499	5.6
		Neutral	70	7.8	2,519	12.1	11,047	11.3
		Agree	398	44.4	8,206	39.5	38,095	39.0
		Strongly agree	367	40.9	8,081	38.9	40,382	41.4
		<b>Total</b>	<b>896</b>	<b>100.0</b>	<b>20,763</b>	<b>100.0</b>	<b>97,620</b>	<b>100.0</b>
18r. At least one instructor learned my name [ACSOCSUP]	FACNAM	Strongly disagree	9	1.0	520	2.5	1,604	1.7
		Disagree	26	2.9	1,153	5.6	3,662	3.8
		Neutral	65	7.3	2,313	11.2	8,906	9.2
		Agree	362	40.8	8,065	39.1	38,475	39.7
		Strongly agree	425	47.9	8,560	41.5	44,366	45.7
		<b>Total</b>	<b>886</b>	<b>100.0</b>	<b>20,611</b>	<b>100.0</b>	<b>97,012</b>	<b>100.0</b>

\* The comparison group and cohort columns on this page EXCLUDE your college.

**Survey of Entering Student Engagement - Pima Community College (2017 Administration)**

**2017 Benchmark Frequency Distributions - Main Survey**

Comparison Group: Extra-Large Colleges in the 2017 Cohort\*

Entering Students Only

[Weighted]

Academic and Social Support (ACSOCSUP)

			Your College		Ex-Large Colleges		2017 Cohort	
Item	Variable	Responses	Count	Percent	Count	Percent	Count	Percent
Item 18: Think about your experiences from the time of your decision to attend this college through the end of the first three weeks of your first semester/quarter.								
18s. I learned the name of at least one other student in most of my classes [ACSOCSUP]	STUNAM	Strongly disagree	14	1.6	464	2.2	1,834	1.9
		Disagree	39	4.3	1,098	5.3	4,187	4.3
		Neutral	72	8.0	2,138	10.3	8,604	8.8
		Agree	374	41.7	8,226	39.7	38,334	39.3
		Strongly agree	399	44.4	8,820	42.5	44,630	45.7
		Total	898	100.0	20,746	100.0	97,589	100.0

\* The comparison group and cohort columns on this page EXCLUDE your college.