

Survey of Entering Student Engagement - Pima Community College (2017 Administration)

2017 Benchmark Scores Report - Main Survey

Comparison Group: Extra-Large Colleges in the 2017 Cohort*

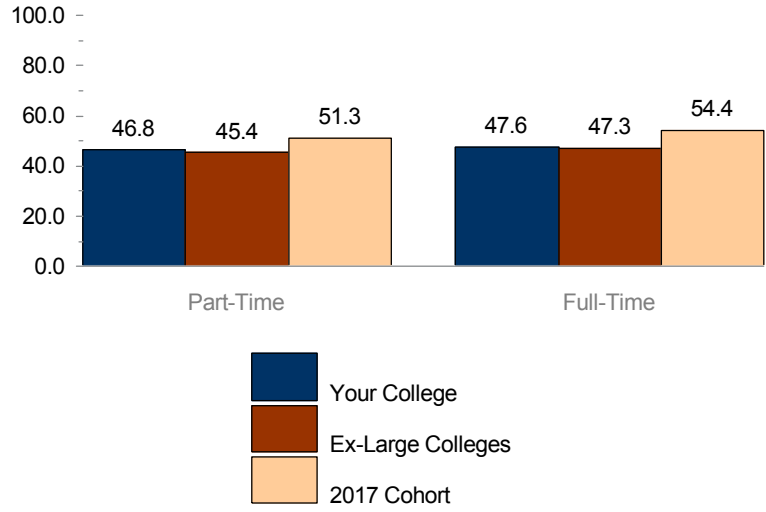
Entering Students Only - Breakout by Enrollment Status

[Unweighted]

Benchmark	Breakout Group	Your College	Ex-Large Colleges		2017 Cohort	
		Score	Score	Difference	Score	Difference
Early Connections	Part-time	46.8	45.4	1.4	51.3	-4.6
	Full-time	47.6	47.3	0.3	54.4	-6.8
High Expectations and Aspirations	Part-time	50.4	50.0	0.4	49.2	1.2
	Full-time	50.0	50.4	-0.4	49.8	0.2
Clear Academic Plan and Pathway	Part-time	51.0	46.9	4.1	51.0	0.0
	Full-time	52.1	49.1	3.0	52.6	-0.5
Effective Track to College Readiness	Part-time	57.0	49.9	7.1	49.5	7.5
	Full-time	57.9	50.4	7.5	50.4	7.5
Engaged Learning	Part-time	49.9	47.2	2.7	47.9	2.0
	Full-time	54.9	52.4	2.5	54.1	0.8
Academic and Social Support Network	Part-time	51.6	46.9	4.7	48.9	2.7
	Full-time	52.7	50.3	2.4	52.8	-0.1

* The comparison group and cohort columns on this page INCLUDE your college.

Survey of Entering Student Engagement
Pima Community College (2017 Administration)
2017 Benchmark Bar Chart - Main Survey
 Comparison Group: Extra-Large Colleges in the 2017 Cohort*
 Entering Students Only - Breakout by Enrollment Status
 [Unweighted]
 Early Connections (EARLYCON)



* The comparison group and cohort bars on this page INCLUDE your college.

Survey of Entering Student Engagement - Pima Community College (2017 Administration)

2017 Benchmark Means Report - Main Survey

Comparison Group: Extra-Large Colleges in the 2017 Cohort*

Entering Students Only - Breakout by Enrollment Status

[Unweighted]

Early Connections (EARLYCON)

			Your College	Ex-Large Colleges		2017 Cohort	
Item	Variable	Breakout Group	Mean	Mean	Effect Size**	Mean	Effect Size**
Item 18: Think about your experiences from the time of your decision to attend this college through the end of the first three weeks of your first semester/quarter.							
1 = Strongly disagree, 2 = Disagree, 3 = Neutral, 4 = Agree, 5 = Strongly agree							
18a. The very first time I came to this college I felt welcome [EARLYCON]	WELCOME	Less than full-time	4.10	3.97		4.02	
		Full-time	4.08	4.00		4.08	
18i. The college provided me with adequate information about financial assistance (scholarships, grants, loans, etc.) [EARLYCON]	FAINFO	Less than full-time	3.37	3.40		3.45	
		Full-time	3.46	3.46		3.56	
18j. A college staff member helped me determine whether I qualified for financial assistance [EARLYCON]	QUALFA	Less than full-time	3.14	3.00		3.05	
		Full-time	3.10	3.01		3.14	
18p. At least one college staff member (other than an instructor) learned my name [EARLYCON]	CSTAFNAM	Less than full-time	3.23	3.13		3.25	
		Full-time	3.32	3.18		3.40	
One or more items in this benchmark are not suited to means calculations. Please see the Frequency Distribution that follows for these items.							

* The comparison group and cohort columns on this page EXCLUDE your college.

** T-test: 2-tailed

If a row contains less than 50 respondents, interpret the comparison results cautiously.

Survey of Entering Student Engagement - Pima Community College (2017 Administration)

2017 Benchmark Frequency Distributions - Main Survey

Comparison Group: Extra-Large Colleges in the 2017 Cohort*

Entering Students Only - Breakout by Enrollment Status: Part-Time Students

[Unweighted]

Early Connections (EARLYCON)

			Your College		Ex-Large Colleges		2017 Cohort	
Item	Variable	Responses	Count	Percent	Count	Percent	Count	Percent
Item 18: Think about your experiences from the time of your decision to attend this college through the end of the first three weeks of your first semester/quarter.								
18a. The very first time I came to this college I felt welcome [EARLYCON]	WELCOME	Strongly disagree	2	0.6	49	0.7	190	0.7
		Disagree	4	1.2	140	2.1	547	1.9
		Neutral	59	18.0	1,653	24.4	6,407	22.6
		Agree	158	48.2	3,023	44.6	12,553	44.3
		Strongly agree	105	32.0	1,909	28.2	8,620	30.4
		Total	328	100.0	6,774	100.0	28,317	100.0
18i. The college provided me with adequate information about financial assistance (scholarships, grants, loans, etc.) [EARLYCON]	FAINFO	Strongly disagree	22	6.7	443	6.5	1,801	6.4
		Disagree	54	16.5	1,030	15.2	4,139	14.6
		Neutral	89	27.1	1,877	27.7	7,492	26.5
		Agree	107	32.6	2,178	32.2	9,270	32.8
		Strongly agree	56	17.1	1,237	18.3	5,554	19.7
		Total	328	100.0	6,765	100.0	28,256	100.0
18j. A college staff member helped me determine whether I qualified for financial assistance [EARLYCON]	QUALFA	Strongly disagree	18	5.5	706	10.5	2,928	10.4
		Disagree	105	32.1	1,905	28.2	7,409	26.3
		Neutral	73	22.3	1,739	25.8	7,354	26.1
		Agree	74	22.6	1,503	22.3	6,379	22.6
		Strongly agree	57	17.4	891	13.2	4,122	14.6
		Total	327	100.0	6,744	100.0	28,192	100.0
18p. At least one college staff member (other than an instructor) learned my name [EARLYCON]	CSTAFNAM	Strongly disagree	36	11.0	904	13.4	3,376	12.0
		Disagree	85	25.9	1,521	22.5	5,920	21.0
		Neutral	49	14.9	1,408	20.9	5,530	19.6
		Agree	83	25.3	1,588	23.5	6,977	24.7
		Strongly agree	75	22.9	1,325	19.6	6,438	22.8
		Total	328	100.0	6,746	100.0	28,241	100.0
Item 23								
23. Was a specific person assigned to you so you could see him/her each time you needed information or assistance? [EARLYCON]	ASNPERS	Yes	70	21.9	1,791	27.5	8,043	29.4
		No	250	78.1	4,722	72.5	19,335	70.6
		Total	320	100.0	6,513	100.0	27,378	100.0

* The comparison group and cohort columns on this page EXCLUDE your college.

Survey of Entering Student Engagement - Pima Community College (2017 Administration)

2017 Benchmark Frequency Distributions - Main Survey

Comparison Group: Extra-Large Colleges in the 2017 Cohort*

Entering Students Only - Breakout by Enrollment Status: Full-Time Students

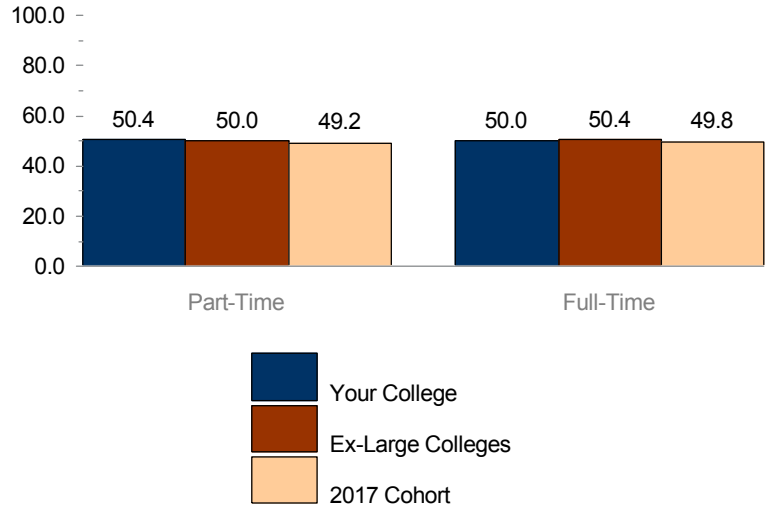
[Unweighted]

Early Connections (EARLYCON)

			Your College		Ex-Large Colleges		2017 Cohort	
Item	Variable	Responses	Count	Percent	Count	Percent	Count	Percent
Item 18: Think about your experiences from the time of your decision to attend this college through the end of the first three weeks of your first semester/quarter.								
18a. The very first time I came to this college I felt welcome [EARLYCON]	WELCOME	Strongly disagree	2	0.3	87	0.5	333	0.4
		Disagree	9	1.5	300	1.9	1,147	1.5
		Neutral	119	19.2	3,797	23.9	15,467	20.3
		Agree	300	48.4	7,088	44.6	34,547	45.3
		Strongly agree	190	30.6	4,620	29.1	24,692	32.4
		Total	620	100.0	15,892	100.0	76,186	100.0
18i. The college provided me with adequate information about financial assistance (scholarships, grants, loans, etc.) [EARLYCON]	FAINFO	Strongly disagree	42	6.8	988	6.2	3,908	5.1
		Disagree	77	12.5	2,239	14.1	9,431	12.4
		Neutral	174	28.2	4,273	26.9	19,342	25.4
		Agree	204	33.0	5,268	33.2	26,641	35.0
		Strongly agree	121	19.6	3,112	19.6	16,776	22.0
		Total	618	100.0	15,880	100.0	76,098	100.0
18j. A college staff member helped me determine whether I qualified for financial assistance [EARLYCON]	QUALFA	Strongly disagree	64	10.3	1,748	11.0	6,972	9.2
		Disagree	158	25.5	4,303	27.2	18,536	24.4
		Neutral	151	24.4	4,076	25.8	19,652	25.9
		Agree	144	23.3	3,431	21.7	18,219	24.0
		Strongly agree	102	16.5	2,267	14.3	12,491	16.5
		Total	619	100.0	15,825	100.0	75,870	100.0
18p. At least one college staff member (other than an instructor) learned my name [EARLYCON]	CSTAFNAM	Strongly disagree	69	11.1	2,172	13.7	8,054	10.6
		Disagree	131	21.1	3,548	22.4	14,579	19.2
		Neutral	111	17.9	2,881	18.2	12,828	16.9
		Agree	153	24.7	3,690	23.3	19,709	25.9
		Strongly agree	156	25.2	3,561	22.5	20,817	27.4
		Total	620	100.0	15,852	100.0	75,987	100.0
Item 23								
23. Was a specific person assigned to you so you could see him/her each time you needed information or assistance? [EARLYCON]	ASNPERS	Yes	135	22.4	4,855	31.6	26,743	36.2
		No	467	77.6	10,516	68.4	47,164	63.8
		Total	602	100.0	15,371	100.0	73,907	100.0

* The comparison group and cohort columns on this page EXCLUDE your college.

Survey of Entering Student Engagement
Pima Community College (2017 Administration)
2017 Benchmark Bar Chart - Main Survey
 Comparison Group: Extra-Large Colleges in the 2017 Cohort*
 Entering Students Only - Breakout by Enrollment Status
 [Unweighted]
 High Expectations and Aspirations (HIEXPACT)



* The comparison group and cohort bars on this page INCLUDE your college.

Survey of Entering Student Engagement - Pima Community College (2017 Administration)

2017 Benchmark Means Report - Main Survey

Comparison Group: Extra-Large Colleges in the 2017 Cohort*

Entering Students Only - Breakout by Enrollment Status

[Unweighted]

High Expectations and Aspirations (HIEEXPECT)

			Your College	Ex-Large Colleges		2017 Cohort	
Item	Variable	Breakout Group	Mean	Mean	Effect Size**	Mean	Effect Size**
Item 18: Think about your experiences from the time of your decision to attend this college through the end of the first three weeks of your first semester/quarter.							
1 = Strongly disagree, 2 = Disagree, 3 = Neutral, 4 = Agree, 5 = Strongly agree							
18b. The instructors at this college want me to succeed [HIEEXPECT]	WNTSCCD	Less than full-time	4.29	4.27		4.30	
		Full-time	4.29	4.25		4.30	
18t. I have the motivation to do what it takes to succeed in college [HIEEXPECT]	ITTAKES	Less than full-time	4.40	4.35		4.35	
		Full-time	4.47	4.42		4.40	
18u. I am prepared academically to succeed in college [HIEEXPECT]	ACPRPRD	Less than full-time	4.33	4.25		4.24	
		Full-time	4.37	4.33		4.31	
Item 19: During the first three weeks of your first semester/quarter at this college, about how often did you do the following?							
1 = Never, 2 = Once, 3 = Two or three times, 4 = Four or more times							
19c. Turn in an assignment late [HIEEXPECT]	LATETURN	Less than full-time	1.48	1.44		1.47	
		Full-time	1.54	1.43		1.47	
19d. Not turn in an assignment [HIEEXPECT]	NOTTURN	Less than full-time	1.37	1.40		1.40	
		Full-time	1.41	1.41		1.41	
19f. Come to class without completing readings or assignments [HIEEXPECT]	NOTCOMPL	Less than full-time	1.61	1.56		1.57	
		Full-time	1.70	1.65		1.65	
19s. Skip class [HIEEXPECT]	SKIPCL	Less than full-time	1.37	1.29		1.31	
		Full-time	1.31	1.30		1.33	

* The comparison group and cohort columns on this page EXCLUDE your college.

** T-test: 2-tailed

If a row contains less than 50 respondents, interpret the comparison results cautiously.

Survey of Entering Student Engagement - Pima Community College (2017 Administration)

2017 Benchmark Frequency Distributions - Main Survey

Comparison Group: Extra-Large Colleges in the 2017 Cohort*

Entering Students Only - Breakout by Enrollment Status: Part-Time Students

[Unweighted]

High Expectations and Aspirations (HIEEXPECT)

			Your College		Ex-Large Colleges		2017 Cohort	
Item	Variable	Responses	Count	Percent	Count	Percent	Count	Percent
Item 18: Think about your experiences from the time of your decision to attend this college through the end of the first three weeks of your first semester/quarter.								
18b. The instructors at this college want me to succeed [HIEEXPECT]	WNTSCCD	Strongly disagree	2	0.6	10	0.1	70	0.2
		Disagree	1	0.3	41	0.6	163	0.6
		Neutral	32	9.7	812	12.0	3,079	10.9
		Agree	158	48.0	3,129	46.4	12,800	45.4
		Strongly agree	136	41.3	2,752	40.8	12,061	42.8
		Total	329	100.0	6,744	100.0	28,173	100.0
18t. I have the motivation to do what it takes to succeed in college [HIEEXPECT]	ITTAKES	Strongly disagree	1	0.3	43	0.6	165	0.6
		Disagree	4	1.2	101	1.5	402	1.4
		Neutral	20	6.1	712	10.6	3,060	10.8
		Agree	140	42.8	2,473	36.7	10,450	37.0
		Strongly agree	162	49.5	3,415	50.6	14,139	50.1
		Total	327	100.0	6,744	100.0	28,216	100.0
18u. I am prepared academically to succeed in college [HIEEXPECT]	ACPRPRD	Strongly disagree	2	0.6	43	0.6	180	0.6
		Disagree	1	0.3	117	1.7	498	1.8
		Neutral	35	10.7	924	13.7	4,011	14.2
		Agree	139	42.4	2,691	39.8	11,350	40.1
		Strongly agree	151	46.0	2,993	44.2	12,244	43.3
		Total	328	100.0	6,768	100.0	28,283	100.0
Item 19: During the first three weeks of your first semester/quarter at this college, about how often did you do the following?								
19c. Turn in an assignment late [HIEEXPECT]	LATETURN	Never	198	60.6	4,480	66.3	18,330	64.5
		Once	102	31.2	1,672	24.7	7,292	25.7
		Two or three times	25	7.6	526	7.8	2,425	8.5
		Four or more times	2	0.6	83	1.2	363	1.3
		Total	327	100.0	6,761	100.0	28,410	100.0
19d. Not turn in an assignment [HIEEXPECT]	NOTTURN	Never	229	70.5	4,654	70.2	19,711	70.8
		Once	75	23.1	1,434	21.6	5,728	20.6
		Two or three times	19	5.8	428	6.5	1,909	6.9
		Four or more times	2	0.6	115	1.7	483	1.7
		Total	325	100.0	6,631	100.0	27,831	100.0
19f. Come to class without completing readings or assignments [HIEEXPECT]	NOTCOMPL	Never	182	55.5	4,028	59.4	16,753	58.9
		Once	100	30.5	1,897	28.0	7,955	28.0
		Two or three times	39	11.9	687	10.1	3,014	10.6
		Four or more times	7	2.1	174	2.6	721	2.5
		Total	328	100.0	6,786	100.0	28,443	100.0

* The comparison group and cohort columns on this page EXCLUDE your college.

Survey of Entering Student Engagement - Pima Community College (2017 Administration)

2017 Benchmark Frequency Distributions - Main Survey

Comparison Group: Extra-Large Colleges in the 2017 Cohort*

Entering Students Only - Breakout by Enrollment Status: Part-Time Students

[Unweighted]

High Expectations and Aspirations (HIEEXPECT)

			Your College		Ex-Large Colleges		2017 Cohort	
Item	Variable	Responses	Count	Percent	Count	Percent	Count	Percent
Item 19: During the first three weeks of your first semester/quarter at this college, about how often did you do the following?								
19s. Skip class [HIEEXPECT]	SKIPCL	Never	244	74.4	5,311	78.2	22,036	77.3
		Once	53	16.2	1,058	15.6	4,507	15.8
		Two or three times	24	7.3	348	5.1	1,607	5.6
		Four or more times	7	2.1	71	1.0	350	1.2
		Total	328	100.0	6,788	100.0	28,500	100.0

* The comparison group and cohort columns on this page EXCLUDE your college.

Survey of Entering Student Engagement - Pima Community College (2017 Administration)

2017 Benchmark Frequency Distributions - Main Survey

Comparison Group: Extra-Large Colleges in the 2017 Cohort*

Entering Students Only - Breakout by Enrollment Status: Full-Time Students

[Unweighted]

High Expectations and Aspirations (HIEEXPECT)

			Your College		Ex-Large Colleges		2017 Cohort	
Item	Variable	Responses	Count	Percent	Count	Percent	Count	Percent
Item 18: Think about your experiences from the time of your decision to attend this college through the end of the first three weeks of your first semester/quarter.								
18b. The instructors at this college want me to succeed [HIEEXPECT]	WNTSCCD	Strongly disagree	2	0.3	35	0.2	139	0.2
		Disagree	3	0.5	103	0.7	450	0.6
		Neutral	63	10.2	1,949	12.3	8,083	10.7
		Agree	293	47.4	7,460	47.1	34,668	45.7
		Strongly agree	257	41.6	6,282	39.7	32,534	42.9
		Total	618	100.0	15,829	100.0	75,874	100.0
18t. I have the motivation to do what it takes to succeed in college [HIEEXPECT]	ITTAKES	Strongly disagree	3	0.5	89	0.6	402	0.5
		Disagree	5	0.8	197	1.2	902	1.2
		Neutral	52	8.4	1,413	8.9	7,090	9.3
		Agree	199	32.1	5,463	34.5	26,923	35.5
		Strongly agree	360	58.2	8,664	54.7	40,582	53.5
		Total	619	100.0	15,826	100.0	75,899	100.0
18u. I am prepared academically to succeed in college [HIEEXPECT]	ACPRPRD	Strongly disagree	4	0.6	70	0.4	375	0.5
		Disagree	7	1.1	201	1.3	1,042	1.4
		Neutral	62	10.0	1,893	11.9	9,219	12.1
		Agree	232	37.5	5,984	37.7	29,462	38.7
		Strongly agree	314	50.7	7,723	48.7	35,970	47.3
		Total	619	100.0	15,871	100.0	76,068	100.0
Item 19: During the first three weeks of your first semester/quarter at this college, about how often did you do the following?								
19c. Turn in an assignment late [HIEEXPECT]	LATETURN	Never	367	59.6	10,589	66.5	48,588	63.5
		Once	172	27.9	3,994	25.1	20,647	27.0
		Two or three times	71	11.5	1,163	7.3	6,395	8.4
		Four or more times	6	1.0	173	1.1	898	1.2
		Total	616	100.0	15,919	100.0	76,528	100.0
19d. Not turn in an assignment [HIEEXPECT]	NOTTURN	Never	420	68.6	10,785	68.9	52,210	69.4
		Once	140	22.9	3,509	22.4	16,382	21.8
		Two or three times	44	7.2	1,102	7.0	5,345	7.1
		Four or more times	8	1.3	254	1.6	1,262	1.7
		Total	612	100.0	15,650	100.0	75,199	100.0
19f. Come to class without completing readings or assignments [HIEEXPECT]	NOTCOMPL	Never	315	51.1	8,616	54.2	41,332	54.1
		Once	195	31.6	4,751	29.9	22,941	30.0
		Two or three times	87	14.1	2,022	12.7	9,846	12.9
		Four or more times	20	3.2	497	3.1	2,349	3.1
		Total	617	100.0	15,886	100.0	76,468	100.0

* The comparison group and cohort columns on this page EXCLUDE your college.

Survey of Entering Student Engagement - Pima Community College (2017 Administration)

2017 Benchmark Frequency Distributions - Main Survey

Comparison Group: Extra-Large Colleges in the 2017 Cohort*

Entering Students Only - Breakout by Enrollment Status: Full-Time Students

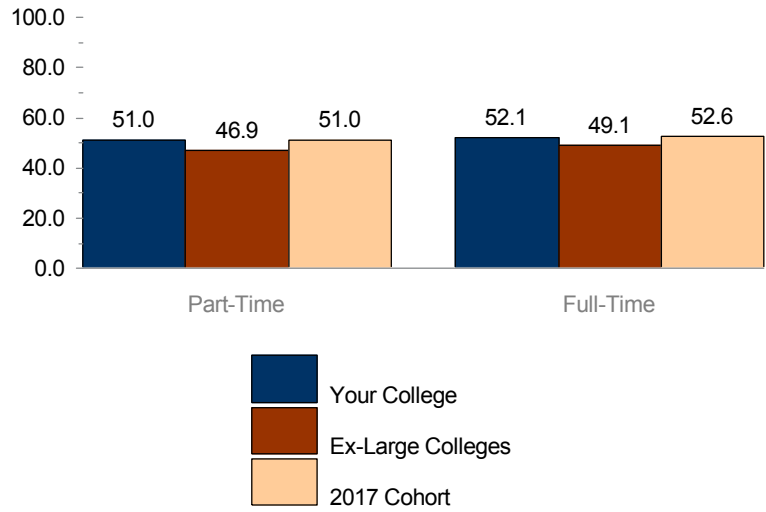
[Unweighted]

High Expectations and Aspirations (HIEEXPECT)

			Your College		Ex-Large Colleges		2017 Cohort	
Item	Variable	Responses	Count	Percent	Count	Percent	Count	Percent
Item 19: During the first three weeks of your first semester/quarter at this college, about how often did you do the following?								
19s. Skip class [HIEEXPECT]	SKIPCL	Never	474	76.5	12,394	77.7	58,308	76.1
		Once	105	16.9	2,494	15.6	12,602	16.4
		Two or three times	37	6.0	878	5.5	4,764	6.2
		Four or more times	4	0.6	178	1.1	972	1.3
		Total	620	100.0	15,944	100.0	76,646	100.0

* The comparison group and cohort columns on this page EXCLUDE your college.

Survey of Entering Student Engagement
Pima Community College (2017 Administration)
2017 Benchmark Bar Chart - Main Survey
 Comparison Group: Extra-Large Colleges in the 2017 Cohort*
 Entering Students Only - Breakout by Enrollment Status
 [Unweighted]
 Clear Academic Plan and Pathway (ACADPLAN)



* The comparison group and cohort bars on this page INCLUDE your college.

Survey of Entering Student Engagement - Pima Community College (2017 Administration)

2017 Benchmark Means Report - Main Survey

Comparison Group: Extra-Large Colleges in the 2017 Cohort*

Entering Students Only - Breakout by Enrollment Status

[Unweighted]

Clear Academic Plan and Pathway (ACADPLAN)

			Your College	Ex-Large Colleges		2017 Cohort	
Item	Variable	Breakout Group	Mean	Mean	Effect Size**	Mean	Effect Size**
Item 18: Think about your experiences from the time of your decision to attend this college through the end of the first three weeks of your first semester/quarter.							
1 = Strongly disagree, 2 = Disagree, 3 = Neutral, 4 = Agree, 5 = Strongly agree							
18d. I was able to meet with an academic advisor at times convenient for me [ACADPLAN]	AACONTIM	Less than full-time	3.88	3.74		3.79	
		Full-time	3.99	3.79	0.21**	3.88	
18e. An advisor helped me to select a course of study, program, or major [ACADPLAN]	AASELMAJ	Less than full-time	3.88	3.67		3.74	
		Full-time	3.86	3.73		3.80	
18f. An advisor helped me to set academic goals and to create a plan for achieving them [ACADPLAN]	ACADGOAL	Less than full-time	3.40	3.35		3.37	
		Full-time	3.47	3.40		3.41	
18g. An advisor helped me to identify the courses I needed to take during my first semester/quarter [ACADPLAN]	CRSADV	Less than full-time	3.97	3.88		3.93	
		Full-time	4.03	3.96		4.02	
18h. A college staff member talked with me about my commitments outside of school (work, children, dependents, etc.) to help me figure out how many courses to take [ACADPLAN]	OSCOMM	Less than full-time	2.91	2.84		2.93	
		Full-time	2.89	2.85		2.97	

* The comparison group and cohort columns on this page EXCLUDE your college.

** T-test: 2-tailed

If a row contains less than 50 respondents, interpret the comparison results cautiously.

Survey of Entering Student Engagement - Pima Community College (2017 Administration)

2017 Benchmark Frequency Distributions - Main Survey

Comparison Group: Extra-Large Colleges in the 2017 Cohort*

Entering Students Only - Breakout by Enrollment Status: Part-Time Students

[Unweighted]

Clear Academic Plan and Pathway (ACADPLAN)

			Your College		Ex-Large Colleges		2017 Cohort	
Item	Variable	Responses	Count	Percent	Count	Percent	Count	Percent
Item 18: Think about your experiences from the time of your decision to attend this college through the end of the first three weeks of your first semester/quarter.								
18d. I was able to meet with an academic advisor at times convenient for me [ACADPLAN]	AACONTIM	Strongly disagree	6	1.8	169	2.5	669	2.4
		Disagree	19	5.8	596	8.9	2,080	7.4
		Neutral	71	21.6	1,692	25.2	6,888	24.6
		Agree	146	44.5	2,627	39.2	11,159	39.8
		Strongly agree	86	26.2	1,618	24.1	7,261	25.9
		Total	328	100.0	6,702	100.0	28,057	100.0
18e. An advisor helped me to select a course of study, program, or major [ACADPLAN]	AASELMAJ	Strongly disagree	9	2.7	317	4.7	1,220	4.3
		Disagree	35	10.7	894	13.2	3,357	11.9
		Neutral	53	16.2	1,291	19.1	5,237	18.5
		Agree	121	36.9	2,436	36.0	10,224	36.2
		Strongly agree	110	33.5	1,823	27.0	8,227	29.1
		Total	328	100.0	6,761	100.0	28,265	100.0
18f. An advisor helped me to set academic goals and to create a plan for achieving them [ACADPLAN]	ACADGOAL	Strongly disagree	18	5.5	421	6.2	1,627	5.8
		Disagree	68	20.8	1,305	19.3	5,289	18.8
		Neutral	76	23.2	1,824	27.0	7,965	28.3
		Agree	94	28.7	1,907	28.3	7,769	27.6
		Strongly agree	71	21.7	1,292	19.1	5,544	19.7
		Total	327	100.0	6,749	100.0	28,194	100.0
18g. An advisor helped me to identify the courses I needed to take during my first semester/quarter [ACADPLAN]	CRSADV	Strongly disagree	12	3.6	257	3.8	958	3.4
		Disagree	25	7.6	611	9.0	2,264	8.0
		Neutral	40	12.2	933	13.8	3,972	14.1
		Agree	136	41.3	2,871	42.5	11,786	41.7
		Strongly agree	116	35.3	2,086	30.9	9,272	32.8
		Total	329	100.0	6,758	100.0	28,252	100.0
18h. A college staff member talked with me about my commitments outside of school (work, children, dependents, etc.) to help me figure out how many courses to take [ACADPLAN]	OSCOMM	Strongly disagree	38	11.6	847	12.5	3,281	11.6
		Disagree	103	31.4	2,230	33.0	8,507	30.1
		Neutral	83	25.3	1,611	23.8	7,091	25.1
		Agree	57	17.4	1,319	19.5	5,743	20.3
		Strongly agree	47	14.3	760	11.2	3,639	12.9
		Total	328	100.0	6,767	100.0	28,261	100.0

* The comparison group and cohort columns on this page EXCLUDE your college.

Survey of Entering Student Engagement - Pima Community College (2017 Administration)

2017 Benchmark Frequency Distributions - Main Survey

Comparison Group: Extra-Large Colleges in the 2017 Cohort*

Entering Students Only - Breakout by Enrollment Status: Full-Time Students

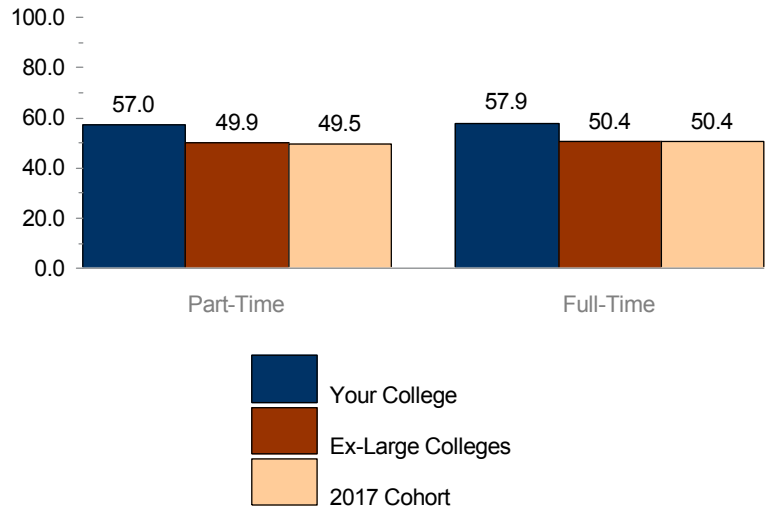
[Unweighted]

Clear Academic Plan and Pathway (ACADPLAN)

			Your College		Ex-Large Colleges		2017 Cohort	
Item	Variable	Responses	Count	Percent	Count	Percent	Count	Percent
Item 18: Think about your experiences from the time of your decision to attend this college through the end of the first three weeks of your first semester/quarter.								
18d. I was able to meet with an academic advisor at times convenient for me [ACADPLAN]	AACONTIM	Strongly disagree	10	1.6	365	2.3	1,420	1.9
		Disagree	30	4.9	1,174	7.5	4,444	5.9
		Neutral	114	18.6	4,013	25.5	17,772	23.5
		Agree	262	42.7	6,106	38.8	30,346	40.2
		Strongly agree	197	32.1	4,092	26.0	21,594	28.6
		Total	613	100.0	15,750	100.0	75,576	100.0
18e. An advisor helped me to select a course of study, program, or major [ACADPLAN]	AASELMAJ	Strongly disagree	24	3.9	773	4.9	3,132	4.1
		Disagree	73	11.9	1,948	12.3	8,523	11.2
		Neutral	96	15.6	2,842	17.9	13,242	17.4
		Agree	193	31.3	5,540	34.9	26,995	35.5
		Strongly agree	230	37.3	4,771	30.1	24,198	31.8
		Total	616	100.0	15,874	100.0	76,090	100.0
18f. An advisor helped me to set academic goals and to create a plan for achieving them [ACADPLAN]	ACADGOAL	Strongly disagree	32	5.2	951	6.0	4,098	5.4
		Disagree	114	18.5	2,904	18.3	13,587	17.9
		Neutral	153	24.9	4,253	26.9	20,960	27.6
		Agree	166	27.0	4,371	27.6	21,371	28.1
		Strongly agree	150	24.4	3,355	21.2	15,927	21.0
		Total	615	100.0	15,834	100.0	75,943	100.0
18g. An advisor helped me to identify the courses I needed to take during my first semester/quarter [ACADPLAN]	CRSADV	Strongly disagree	19	3.1	579	3.6	2,262	3.0
		Disagree	46	7.4	1,207	7.6	5,102	6.7
		Neutral	68	11.0	2,020	12.7	9,470	12.5
		Agree	248	40.1	6,546	41.2	31,592	41.5
		Strongly agree	237	38.3	5,519	34.8	27,631	36.3
		Total	618	100.0	15,871	100.0	76,057	100.0
18h. A college staff member talked with me about my commitments outside of school (work, children, dependents, etc.) to help me figure out how many courses to take [ACADPLAN]	OSCOMM	Strongly disagree	69	11.2	2,027	12.8	8,212	10.8
		Disagree	206	33.3	4,975	31.4	22,386	29.4
		Neutral	144	23.3	4,111	25.9	19,301	25.4
		Agree	122	19.7	2,915	18.4	15,862	20.9
		Strongly agree	77	12.5	1,841	11.6	10,282	13.5
		Total	618	100.0	15,869	100.0	76,043	100.0

* The comparison group and cohort columns on this page EXCLUDE your college.

Survey of Entering Student Engagement
Pima Community College (2017 Administration)
2017 Benchmark Bar Chart - Main Survey
 Comparison Group: Extra-Large Colleges in the 2017 Cohort*
 Entering Students Only - Breakout by Enrollment Status
 [Unweighted]
 Effective Track to College Readiness (COLLREAD)



* The comparison group and cohort bars on this page INCLUDE your college.

Survey of Entering Student Engagement - Pima Community College (2017 Administration)

2017 Benchmark Means Report - Main Survey

Comparison Group: Extra-Large Colleges in the 2017 Cohort*

Entering Students Only - Breakout by Enrollment Status

[Unweighted]

Effective Track to College Readiness (COLLREAD)

			Your College	Ex-Large Colleges		2017 Cohort	
Item	Variable	Breakout Group	Mean	Mean	Effect Size**	Mean	Effect Size**
Item 21: Think about your experiences from the time of your decision to attend this college through the end of the first three weeks of your first semester/quarter. Within a class, or through another experience at this college:							
1 = Strongly disagree, 2 = Disagree, 3 = Neutral, 4 = Agree, 5 = Strongly agree							
21a. I learned to improve my study skills (listening, note taking, highlighting readings, working with others, etc.) [COLLREAD]	LNDSTUDY	Less than full-time	4.07	4.04		4.04	
		Full-time	4.01	4.01		4.04	
21b. I learned to understand my academic strengths and weaknesses [COLLREAD]	LNDACAWK	Less than full-time	4.03	3.96		3.97	
		Full-time	3.96	3.96		3.99	
21c. I learned skills and strategies to improve my test-taking ability [COLLREAD]	LNSKLLS	Less than full-time	3.79	3.70		3.69	
		Full-time	3.73	3.65		3.68	
One or more items in this benchmark are not suited to means calculations. Please see the Frequency Distribution that follows for these items.							

* The comparison group and cohort columns on this page EXCLUDE your college.

** T-test: 2-tailed

If a row contains less than 50 respondents, interpret the comparison results cautiously.

Survey of Entering Student Engagement - Pima Community College (2017 Administration)

2017 Benchmark Frequency Distributions - Main Survey

Comparison Group: Extra-Large Colleges in the 2017 Cohort*

Entering Students Only - Breakout by Enrollment Status: Part-Time Students

[Unweighted]

Effective Track to College Readiness (COLLREAD)

			Your College		Ex-Large Colleges		2017 Cohort	
Item	Variable	Responses	Count	Percent	Count	Percent	Count	Percent
Item 12: Think about your experiences from the time of your decision to attend this college through the end of the first three weeks of your first semester/quarter.								
12a. Before I could register for classes, I was required to take a placement test (COMPASS, ASSET, ACCUPLACER, SAT, ACT, etc.) to assess my skills in reading, writing, and/or math [COLLREAD]	REQPTST	Yes	300	92.0	5,537	82.3	23,497	83.6
		No	26	8.0	1,189	17.7	4,609	16.4
		Total	326	100.0	6,726	100.0	28,106	100.0
12b. I took a placement test (COMPASS, ASSET, ACCUPLACER, SAT, ACT, etc.) [COLLREAD]	TKPTST	Yes	292	91.3	5,569	85.5	23,748	86.8
		No	28	8.8	944	14.5	3,601	13.2
		Total	320	100.0	6,513	100.0	27,349	100.0
Item 14								
14. This college required me to enroll in classes indicated by my placement test scores during my first semester/quarter [COLLREAD]	REQCLASS	Yes	267	81.4	4,661	69.6	19,474	69.6
		No	61	18.6	2,035	30.4	8,523	30.4
		Total	328	100.0	6,696	100.0	27,997	100.0
Item 21: Think about your experiences from the time of your decision to attend this college through the end of the first three weeks of your first semester/quarter. Within a class, or through another experience at this college:								
21a. I learned to improve my study skills (listening, note taking, highlighting readings, working with others, etc.) [COLLREAD]	LNDSTUDY	Strongly disagree	7	2.1	82	1.2	366	1.3
		Disagree	8	2.4	224	3.3	981	3.5
		Neutral	58	17.7	1,325	19.7	5,553	19.6
		Agree	136	41.6	2,820	41.9	11,715	41.4
		Strongly agree	118	36.1	2,276	33.8	9,657	34.2
		Total	327	100.0	6,727	100.0	28,272	100.0
21b. I learned to understand my academic strengths and weaknesses [COLLREAD]	LNDACAWK	Strongly disagree	5	1.5	89	1.3	346	1.2
		Disagree	7	2.1	242	3.6	988	3.5
		Neutral	65	19.8	1,489	22.2	6,298	22.3
		Agree	147	44.8	2,914	43.4	12,204	43.2
		Strongly agree	104	31.7	1,986	29.6	8,402	29.8
		Total	328	100.0	6,720	100.0	28,238	100.0
21c. I learned skills and strategies to improve my test-taking ability [COLLREAD]	LNDKLLS	Strongly disagree	6	1.8	156	2.3	704	2.5
		Disagree	22	6.7	613	9.1	2,495	8.8
		Neutral	95	29.1	2,010	29.9	8,751	31.0
		Agree	116	35.5	2,280	33.9	9,198	32.5
		Strongly agree	88	26.9	1,669	24.8	7,112	25.2
		Total	327	100.0	6,728	100.0	28,260	100.0

* The comparison group and cohort columns on this page EXCLUDE your college.

Survey of Entering Student Engagement - Pima Community College (2017 Administration)

2017 Benchmark Frequency Distributions - Main Survey

Comparison Group: Extra-Large Colleges in the 2017 Cohort*

Entering Students Only - Breakout by Enrollment Status: Full-Time Students

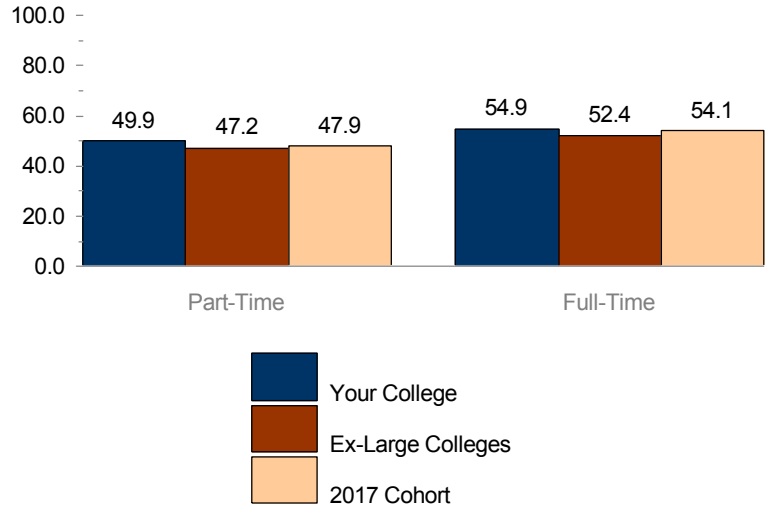
[Unweighted]

Effective Track to College Readiness (COLLREAD)

Item	Variable	Responses	Your College		Ex-Large Colleges		2017 Cohort	
			Count	Percent	Count	Percent	Count	Percent
Item 12: Think about your experiences from the time of your decision to attend this college through the end of the first three weeks of your first semester/quarter.								
12a. Before I could register for classes, I was required to take a placement test (COMPASS, ASSET, ACCUPLACER, SAT, ACT, etc.) to assess my skills in reading, writing, and/or math [COLLREAD]	REQPTEST	Yes	587	95.3	13,062	82.7	62,662	82.8
		No	29	4.7	2,737	17.3	13,012	17.2
		Total	616	100.0	15,799	100.0	75,674	100.0
12b. I took a placement test (COMPASS, ASSET, ACCUPLACER, SAT, ACT, etc.) [COLLREAD]	TKPTEST	Yes	582	95.6	13,548	87.6	65,539	88.2
		No	27	4.4	1,921	12.4	8,769	11.8
		Total	609	100.0	15,469	100.0	74,308	100.0
Item 14								
14. This college required me to enroll in classes indicated by my placement test scores during my first semester/quarter [COLLREAD]	REQCLASS	Yes	508	82.1	10,712	68.1	49,751	66.0
		No	111	17.9	5,027	31.9	25,642	34.0
		Total	619	100.0	15,739	100.0	75,393	100.0
Item 21: Think about your experiences from the time of your decision to attend this college through the end of the first three weeks of your first semester/quarter. Within a class, or through another experience at this college:								
21a. I learned to improve my study skills (listening, note taking, highlighting readings, working with others, etc.) [COLLREAD]	LNDSTUDY	Strongly disagree	6	1.0	231	1.5	980	1.3
		Disagree	26	4.2	610	3.8	2,832	3.7
		Neutral	123	19.8	3,079	19.4	14,298	18.8
		Agree	265	42.7	6,784	42.8	32,272	42.3
		Strongly agree	200	32.3	5,145	32.5	25,829	33.9
		Total	620	100.0	15,849	100.0	76,211	100.0
21b. I learned to understand my academic strengths and weaknesses [COLLREAD]	LNDACAWK	Strongly disagree	7	1.1	188	1.2	775	1.0
		Disagree	20	3.2	601	3.8	2,741	3.6
		Neutral	140	22.6	3,432	21.7	15,790	20.7
		Agree	275	44.4	7,004	44.3	33,696	44.3
		Strongly agree	177	28.6	4,591	29.0	23,101	30.4
		Total	619	100.0	15,816	100.0	76,103	100.0
21c. I learned skills and strategies to improve my test-taking ability [COLLREAD]	LNDKLLS	Strongly disagree	14	2.3	423	2.7	1,904	2.5
		Disagree	58	9.4	1,567	9.9	7,214	9.5
		Neutral	175	28.3	4,935	31.2	23,371	30.7
		Agree	208	33.6	5,173	32.7	24,738	32.5
		Strongly agree	164	26.5	3,730	23.6	18,888	24.8
		Total	619	100.0	15,828	100.0	76,115	100.0

* The comparison group and cohort columns on this page EXCLUDE your college.

Survey of Entering Student Engagement
Pima Community College (2017 Administration)
2017 Benchmark Bar Chart - Main Survey
 Comparison Group: Extra-Large Colleges in the 2017 Cohort*
 Entering Students Only - Breakout by Enrollment Status
 [Unweighted]
 Engaged Learning (ENGAGLRN)



* The comparison group and cohort bars on this page INCLUDE your college.

Survey of Entering Student Engagement - Pima Community College (2017 Administration)

2017 Benchmark Means Report - Main Survey

Comparison Group: Extra-Large Colleges in the 2017 Cohort*

Entering Students Only - Breakout by Enrollment Status

[Unweighted]

Engaged Learning (ENGAGLRN)

			Your College	Ex-Large Colleges		2017 Cohort	
Item	Variable	Breakout Group	Mean	Mean	Effect Size**	Mean	Effect Size**
Item 19: During the first three weeks of your first semester/quarter at this college, about how often did you do the following?							
1 = Never, 2 = Once, 3 = Two or three times, 4 = Four or more times							
19a. Ask questions in class or contribute to class discussions [ENGAGLRN]	ASKQUES	Less than full-time	2.63	2.70		2.76	
		Full-time	2.79	2.78		2.83	
19b. Prepare at least two drafts of a paper or assignment before turning it in [ENGAGLRN]	PREPDRFT	Less than full-time	2.12	2.11		2.10	
		Full-time	2.16	2.15		2.13	
19e. Participate in supplemental instruction (extra class sessions with an instructor, tutor, or experienced student) [ENGAGLRN]	SUPINSTR	Less than full-time	1.56	1.54		1.53	
		Full-time	1.61	1.58		1.56	
19g. Work with other students on a project or assignment during class [ENGAGLRN]	PINCLASS	Less than full-time	2.51	2.38		2.40	
		Full-time	2.65	2.52		2.55	
19h. Work with classmates outside of class on class projects or assignments [ENGAGLRN]	PREPOUTC	Less than full-time	1.65	1.52		1.52	
		Full-time	1.82	1.68		1.70	
19i. Participate in a required study group outside of class [ENGAGLRN]	GRPSTUDY	Less than full-time	1.40	1.30		1.28	
		Full-time	1.47	1.34		1.34	
19j. Participate in a student-initiated (not required) study group outside of class [ENGAGLRN]	NRGSTUDY	Less than full-time	1.41	1.28		1.26	0.23**
		Full-time	1.44	1.37		1.36	
19k. Use an electronic tool (e-mail, text messaging, Facebook, MySpace, class Web site, etc.) to communicate with another student about coursework [ENGAGLRN]	USEINTMG	Less than full-time	2.21	2.09		2.08	
		Full-time	2.38	2.33		2.33	
19l. Use an electronic tool (e-mail, text messaging, Facebook, MySpace, class Web site, etc.) to communicate with an instructor about coursework [ENGAGLRN]	MAILFAC	Less than full-time	2.27	2.11		2.17	
		Full-time	2.40	2.29		2.36	
19m. Discuss an assignment or grade with an instructor [ENGAGLRN]	FACASSN	Less than full-time	2.04	2.02		2.04	
		Full-time	2.11	2.04		2.10	
19n. Ask for help from an instructor regarding questions or problems related to a class [ENGAGLRN]	CLASSREL	Less than full-time	2.35	2.29		2.31	
		Full-time	2.47	2.34		2.37	
19o. Receive prompt written or oral feedback from instructors on your performance [ENGAGLRN]	FEEDBACK	Less than full-time	2.37	2.23		2.28	
		Full-time	2.54	2.36		2.43	
19q. Discuss ideas from your readings or classes with instructors outside of class [ENGAGLRN]	FACIDOC	Less than full-time	1.56	1.53		1.55	
		Full-time	1.69	1.61		1.63	

* The comparison group and cohort columns on this page EXCLUDE your college.

** T-test: 2-tailed

If a row contains less than 50 respondents, interpret the comparison results cautiously.

Survey of Entering Student Engagement - Pima Community College (2017 Administration)

2017 Benchmark Means Report - Main Survey

Comparison Group: Extra-Large Colleges in the 2017 Cohort*

Entering Students Only - Breakout by Enrollment Status

[Unweighted]

Engaged Learning (ENGAGLRN)

			Your College	Ex-Large Colleges		2017 Cohort	
Item	Variable	Breakout Group	Mean	Mean	Effect Size**	Mean	Effect Size**
Item 20.2: Think about your experiences from the time of your decision to attend this college through the end of the first three weeks of your first semester/quarter. How often did you use the following services?							
1 = Never, 2 = Once, 3 = Two or three times, 4 = Four or more times							
20.2d. Face-to-face tutoring [ENGAGLRN]	FFTUSE	Less than full-time	1.34	1.29		1.29	
		Full-time	1.40	1.34		1.33	
20.2f. Writing, math, or other skill lab [ENGAGLRN]	SKLABUSE	Less than full-time	1.60	1.66		1.64	
		Full-time	1.49	1.71	-0.21**	1.68	
20.2h. Computer lab [ENGAGLRN]	COMLBUSE	Less than full-time	1.84	1.95		1.94	
		Full-time	1.89	2.05		2.10	

* The comparison group and cohort columns on this page EXCLUDE your college.

** T-test: 2-tailed

If a row contains less than 50 respondents, interpret the comparison results cautiously.

Survey of Entering Student Engagement - Pima Community College (2017 Administration)

2017 Benchmark Frequency Distributions - Main Survey

Comparison Group: Extra-Large Colleges in the 2017 Cohort*

Entering Students Only - Breakout by Enrollment Status: Part-Time Students

[Unweighted]

Engaged Learning (ENGAGLRN)

			Your College		Ex-Large Colleges		2017 Cohort	
Item	Variable	Responses	Count	Percent	Count	Percent	Count	Percent
Item 19: During the first three weeks of your first semester/quarter at this college, about how often did you do the following?								
19a. Ask questions in class or contribute to class discussions [ENGAGLRN]	ASKQUES	Never	39	11.9	691	10.2	2,695	9.4
		Once	89	27.1	1,861	27.3	7,189	25.2
		Two or three times	155	47.1	3,021	44.4	12,847	45.0
		Four or more times	46	14.0	1,232	18.1	5,829	20.4
		Total	329	100.0	6,805	100.0	28,560	100.0
19b. Prepare at least two drafts of a paper or assignment before turning it in [ENGAGLRN]	PREPDRFT	Never	98	29.8	1,984	29.4	8,624	30.5
		Once	116	35.3	2,448	36.3	9,940	35.2
		Two or three times	93	28.3	1,901	28.2	7,895	27.9
		Four or more times	22	6.7	411	6.1	1,795	6.4
		Total	329	100.0	6,744	100.0	28,254	100.0
19e. Participate in supplemental instruction (extra class sessions with an instructor, tutor, or experienced student) [ENGAGLRN]	SUPINSTR	Never	221	67.2	4,529	66.6	19,251	67.5
		Once	52	15.8	1,209	17.8	4,859	17.0
		Two or three times	36	10.9	754	11.1	3,075	10.8
		Four or more times	20	6.1	308	4.5	1,343	4.7
		Total	329	100.0	6,800	100.0	28,528	100.0
19g. Work with other students on a project or assignment during class [ENGAGLRN]	PINCLASS	Never	61	18.5	1,609	23.7	6,570	23.0
		Once	87	26.4	1,903	28.0	7,748	27.2
		Two or three times	133	40.4	2,395	35.2	10,291	36.1
		Four or more times	48	14.6	889	13.1	3,901	13.7
		Total	329	100.0	6,796	100.0	28,510	100.0
19h. Work with classmates outside of class on class projects or assignments [ENGAGLRN]	PREPOUTC	Never	195	59.8	4,479	66.2	19,006	67.0
		Once	68	20.9	1,284	19.0	5,090	17.9
		Two or three times	45	13.8	763	11.3	3,193	11.3
		Four or more times	18	5.5	239	3.5	1,081	3.8
		Total	326	100.0	6,765	100.0	28,370	100.0
19i. Participate in a required study group outside of class [ENGAGLRN]	GRPSTUDY	Never	255	77.5	5,490	80.9	23,420	82.2
		Once	33	10.0	745	11.0	2,905	10.2
		Two or three times	23	7.0	392	5.8	1,550	5.4
		Four or more times	18	5.5	159	2.3	627	2.2
		Total	329	100.0	6,786	100.0	28,502	100.0
19j. Participate in a student-initiated (not required) study group outside of class [ENGAGLRN]	NRGSTUDY	Never	250	76.9	5,521	81.7	23,595	83.1
		Once	35	10.8	741	11.0	2,798	9.9
		Two or three times	22	6.8	358	5.3	1,435	5.1
		Four or more times	18	5.5	140	2.1	555	2.0
		Total	325	100.0	6,760	100.0	28,383	100.0

* The comparison group and cohort columns on this page EXCLUDE your college.

Survey of Entering Student Engagement - Pima Community College (2017 Administration)

2017 Benchmark Frequency Distributions - Main Survey

Comparison Group: Extra-Large Colleges in the 2017 Cohort*

Entering Students Only - Breakout by Enrollment Status: Part-Time Students

[Unweighted]

Engaged Learning (ENGAGLRN)

Item	Variable	Responses	Your College		Ex-Large Colleges		2017 Cohort	
			Count	Percent	Count	Percent	Count	Percent
Item 19: During the first three weeks of your first semester/quarter at this college, about how often did you do the following?								
19k. Use an electronic tool (e-mail, text messaging, Facebook, MySpace, class Web site, etc.) to communicate with another student about coursework [ENGAGLRN]	USEINTMG	Never	127	38.6	2,825	41.6	12,147	42.6
		Once	62	18.8	1,542	22.7	6,304	22.1
		Two or three times	83	25.2	1,412	20.8	5,873	20.6
		Four or more times	57	17.3	1,016	15.0	4,209	14.8
		Total	329	100.0	6,795	100.0	28,533	100.0
19l. Use an electronic tool (e-mail, text messaging, Facebook, MySpace, class Web site, etc.) to communicate with an instructor about coursework [ENGAGLRN]	MAILFAC	Never	102	31.3	2,456	36.3	9,693	34.1
		Once	81	24.8	1,926	28.4	7,911	27.8
		Two or three times	96	29.4	1,589	23.5	7,199	25.3
		Four or more times	47	14.4	799	11.8	3,603	12.7
		Total	326	100.0	6,770	100.0	28,406	100.0
19m. Discuss an assignment or grade with an instructor [ENGAGLRN]	FACASSN	Never	118	35.9	2,409	35.5	9,789	34.4
		Once	106	32.2	2,312	34.1	9,799	34.4
		Two or three times	79	24.0	1,590	23.5	6,932	24.3
		Four or more times	26	7.9	468	6.9	1,970	6.9
		Total	329	100.0	6,779	100.0	28,490	100.0
19n. Ask for help from an instructor regarding questions or problems related to a class [ENGAGLRN]	CLASSREL	Never	74	22.6	1,632	24.2	6,766	23.8
		Once	100	30.6	2,282	33.8	9,236	32.5
		Two or three times	118	36.1	2,112	31.3	9,175	32.3
		Four or more times	35	10.7	731	10.8	3,266	11.5
		Total	327	100.0	6,757	100.0	28,443	100.0
19o. Receive prompt written or oral feedback from instructors on your performance [ENGAGLRN]	FEEDBACK	Never	80	24.4	1,941	28.8	7,839	27.6
		Once	97	29.6	2,061	30.5	8,361	29.4
		Two or three times	102	31.1	1,976	29.3	8,763	30.8
		Four or more times	49	14.9	773	11.5	3,461	12.2
		Total	328	100.0	6,751	100.0	28,424	100.0
19q. Discuss ideas from your readings or classes with instructors outside of class [ENGAGLRN]	FACIDOC	Never	216	65.9	4,501	66.4	18,592	65.3
		Once	56	17.1	1,270	18.7	5,364	18.8
		Two or three times	40	12.2	702	10.4	3,170	11.1
		Four or more times	16	4.9	309	4.6	1,346	4.7
		Total	328	100.0	6,782	100.0	28,472	100.0
Item 20.2: Think about your experiences from the time of your decision to attend this college through the end of the first three weeks of your first semester/quarter. How often did you use the following services?								
20.2d. Face-to-face tutoring [ENGAGLRN]	FFTUSE	Never	249	78.8	5,332	81.8	22,428	82.4
		Once	40	12.7	655	10.1	2,496	9.2
		Two or three times	13	4.1	341	5.2	1,407	5.2
		Four or more times	14	4.4	189	2.9	882	3.2
		Total	316	100.0	6,517	100.0	27,213	100.0

* The comparison group and cohort columns on this page EXCLUDE your college.

Survey of Entering Student Engagement - Pima Community College (2017 Administration)

2017 Benchmark Frequency Distributions - Main Survey

Comparison Group: Extra-Large Colleges in the 2017 Cohort*

Entering Students Only - Breakout by Enrollment Status: Part-Time Students

[Unweighted]

Engaged Learning (ENGAGLRN)

			Your College		Ex-Large Colleges		2017 Cohort	
Item	Variable	Responses	Count	Percent	Count	Percent	Count	Percent
Item 20.2: Think about your experiences from the time of your decision to attend this college through the end of the first three weeks of your first semester/quarter. How often did you use the following services?								
20.2f. Writing, math, or other skill lab [ENGAGLRN]	SKLABUSE	Never	216	69.7	4,174	64.4	18,057	66.8
		Once	37	11.9	983	15.2	3,497	12.9
		Two or three times	22	7.1	667	10.3	2,643	9.8
		Four or more times	35	11.3	659	10.2	2,825	10.5
		Total	310	100.0	6,483	100.0	27,022	100.0
20.2h. Computer lab [ENGAGLRN]	COMLBUSE	Never	178	56.5	3,264	50.0	13,848	50.9
		Once	49	15.6	1,269	19.4	5,061	18.6
		Two or three times	49	15.6	1,074	16.5	4,304	15.8
		Four or more times	39	12.4	920	14.1	4,011	14.7
		Total	315	100.0	6,527	100.0	27,224	100.0

* The comparison group and cohort columns on this page EXCLUDE your college.

Survey of Entering Student Engagement - Pima Community College (2017 Administration)

2017 Benchmark Frequency Distributions - Main Survey

Comparison Group: Extra-Large Colleges in the 2017 Cohort*

Entering Students Only - Breakout by Enrollment Status: Full-Time Students

[Unweighted]

Engaged Learning (ENGAGLRN)

			Your College		Ex-Large Colleges		2017 Cohort	
Item	Variable	Responses	Count	Percent	Count	Percent	Count	Percent
Item 19: During the first three weeks of your first semester/quarter at this college, about how often did you do the following?								
19a. Ask questions in class or contribute to class discussions [ENGAGLRN]	ASKQUES	Never	49	7.9	1,373	8.6	6,027	7.8
		Once	151	24.5	4,072	25.5	18,133	23.6
		Two or three times	295	47.8	7,163	44.8	35,572	46.3
		Four or more times	122	19.8	3,370	21.1	17,089	22.2
		Total	617	100.0	15,978	100.0	76,821	100.0
19b. Prepare at least two drafts of a paper or assignment before turning it in [ENGAGLRN]	PREPDRFT	Never	162	26.3	4,204	26.6	21,668	28.4
		Once	235	38.1	6,035	38.1	28,142	36.9
		Two or three times	177	28.7	4,588	29.0	21,488	28.2
		Four or more times	42	6.8	1,005	6.3	4,874	6.4
		Total	616	100.0	15,832	100.0	76,172	100.0
19e. Participate in supplemental instruction (extra class sessions with an instructor, tutor, or experienced student) [ENGAGLRN]	SUPINSTR	Never	389	62.8	10,230	64.1	50,344	65.6
		Once	118	19.1	3,027	19.0	13,420	17.5
		Two or three times	76	12.3	1,889	11.8	9,035	11.8
		Four or more times	36	5.8	809	5.1	3,937	5.1
		Total	619	100.0	15,955	100.0	76,736	100.0
19g. Work with other students on a project or assignment during class [ENGAGLRN]	PINCLASS	Never	93	15.1	2,908	18.3	13,472	17.6
		Once	148	24.0	4,294	27.0	19,981	26.1
		Two or three times	257	41.7	6,316	39.6	30,756	40.1
		Four or more times	118	19.2	2,414	15.2	12,475	16.3
		Total	616	100.0	15,932	100.0	76,684	100.0
19h. Work with classmates outside of class on class projects or assignments [ENGAGLRN]	PREPOUTC	Never	330	53.6	9,154	57.7	43,649	57.2
		Once	122	19.8	3,538	22.3	16,236	21.3
		Two or three times	108	17.5	2,340	14.8	11,804	15.5
		Four or more times	56	9.1	832	5.2	4,569	6.0
		Total	616	100.0	15,864	100.0	76,258	100.0
19i. Participate in a required study group outside of class [ENGAGLRN]	GRPSTUDY	Never	455	73.7	12,548	78.8	60,908	79.4
		Once	66	10.7	1,859	11.7	8,128	10.6
		Two or three times	63	10.2	1,066	6.7	5,191	6.8
		Four or more times	33	5.3	459	2.9	2,472	3.2
		Total	617	100.0	15,932	100.0	76,699	100.0
19j. Participate in a student-initiated (not required) study group outside of class [ENGAGLRN]	NRGSTUDY	Never	453	73.9	12,172	76.8	59,136	77.5
		Once	78	12.7	2,003	12.6	9,117	11.9
		Two or three times	57	9.3	1,132	7.1	5,474	7.2
		Four or more times	25	4.1	547	3.5	2,583	3.4
		Total	613	100.0	15,854	100.0	76,310	100.0

* The comparison group and cohort columns on this page EXCLUDE your college.

Survey of Entering Student Engagement - Pima Community College (2017 Administration)

2017 Benchmark Frequency Distributions - Main Survey

Comparison Group: Extra-Large Colleges in the 2017 Cohort*

Entering Students Only - Breakout by Enrollment Status: Full-Time Students

[Unweighted]

Engaged Learning (ENGAGLRN)

Item	Variable	Responses	Your College		Ex-Large Colleges		2017 Cohort	
			Count	Percent	Count	Percent	Count	Percent
Item 19: During the first three weeks of your first semester/quarter at this college, about how often did you do the following?								
19k. Use an electronic tool (e-mail, text messaging, Facebook, MySpace, class Web site, etc.) to communicate with another student about coursework [ENGAGLRN]	USEINTMG	Never	190	30.7	5,079	31.9	24,482	31.9
		Once	132	21.3	3,752	23.5	17,728	23.1
		Two or three times	171	27.6	3,879	24.3	18,900	24.6
		Four or more times	126	20.4	3,226	20.2	15,622	20.4
		Total	619	100.0	15,936	100.0	76,732	100.0
19l. Use an electronic tool (e-mail, text messaging, Facebook, MySpace, class Web site, etc.) to communicate with an instructor about coursework [ENGAGLRN]	MAILFAC	Never	151	24.3	4,662	29.4	20,468	26.8
		Once	169	27.2	4,405	27.8	20,780	27.2
		Two or three times	203	32.7	4,383	27.7	22,481	29.5
		Four or more times	98	15.8	2,398	15.1	12,592	16.5
		Total	621	100.0	15,848	100.0	76,321	100.0
19m. Discuss an assignment or grade with an instructor [ENGAGLRN]	FACASSN	Never	205	33.2	5,500	34.6	24,302	31.7
		Once	191	31.0	5,434	34.2	26,520	34.6
		Two or three times	169	27.4	3,764	23.7	19,625	25.6
		Four or more times	52	8.4	1,213	7.6	6,128	8.0
		Total	617	100.0	15,911	100.0	76,575	100.0
19n. Ask for help from an instructor regarding questions or problems related to a class [ENGAGLRN]	CLASSREL	Never	125	20.2	3,679	23.2	16,909	22.1
		Once	169	27.3	5,010	31.7	23,800	31.1
		Two or three times	232	37.5	5,150	32.5	25,952	34.0
		Four or more times	92	14.9	1,985	12.5	9,758	12.8
		Total	618	100.0	15,824	100.0	76,419	100.0
19o. Receive prompt written or oral feedback from instructors on your performance [ENGAGLRN]	FEEDBACK	Never	118	19.1	3,745	23.7	16,464	21.5
		Once	159	25.8	4,692	29.6	22,171	29.0
		Two or three times	228	37.0	5,297	33.5	26,561	34.7
		Four or more times	112	18.2	2,100	13.3	11,245	14.7
		Total	617	100.0	15,834	100.0	76,441	100.0
19q. Discuss ideas from your readings or classes with instructors outside of class [ENGAGLRN]	FACIDOC	Never	365	59.1	9,857	62.0	46,664	61.0
		Once	121	19.6	3,243	20.4	15,795	20.6
		Two or three times	93	15.0	1,918	12.1	9,926	13.0
		Four or more times	39	6.3	892	5.6	4,150	5.4
		Total	618	100.0	15,910	100.0	76,535	100.0
Item 20.2: Think about your experiences from the time of your decision to attend this college through the end of the first three weeks of your first semester/quarter. How often did you use the following services?								
20.2d. Face-to-face tutoring [ENGAGLRN]	FFTUSE	Never	455	75.3	12,213	79.4	59,484	80.4
		Once	82	13.6	1,691	11.0	7,616	10.3
		Two or three times	42	7.0	902	5.9	4,159	5.6
		Four or more times	25	4.1	575	3.7	2,719	3.7
		Total	604	100.0	15,381	100.0	73,978	100.0

* The comparison group and cohort columns on this page EXCLUDE your college.

Survey of Entering Student Engagement - Pima Community College (2017 Administration)

2017 Benchmark Frequency Distributions - Main Survey

Comparison Group: Extra-Large Colleges in the 2017 Cohort*

Entering Students Only - Breakout by Enrollment Status: Full-Time Students

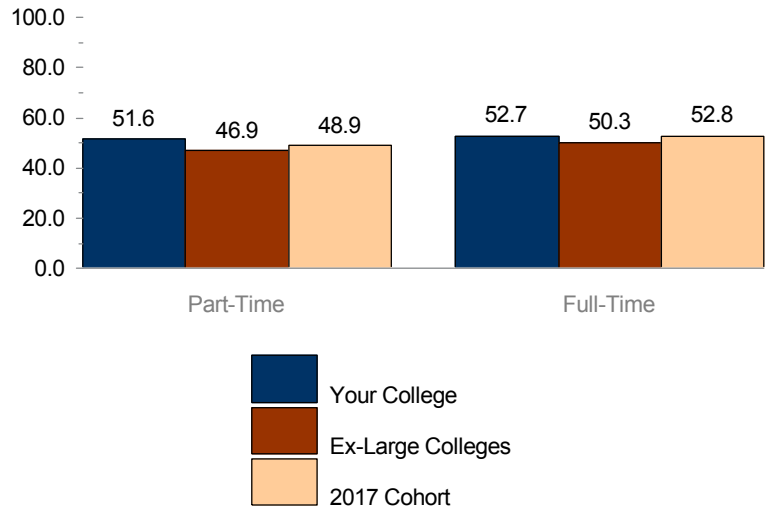
[Unweighted]

Engaged Learning (ENGAGLRN)

			Your College		Ex-Large Colleges		2017 Cohort	
Item	Variable	Responses	Count	Percent	Count	Percent	Count	Percent
Item 20.2: Think about your experiences from the time of your decision to attend this college through the end of the first three weeks of your first semester/quarter. How often did you use the following services?								
20.2f. Writing, math, or other skill lab [ENGAGLRN]	SKLABUSE	Never	447	74.4	9,588	62.6	48,006	65.4
		Once	64	10.6	2,292	15.0	9,494	12.9
		Two or three times	38	6.3	1,673	10.9	7,468	10.2
		Four or more times	52	8.7	1,754	11.5	8,468	11.5
		Total	601	100.0	15,307	100.0	73,436	100.0
20.2h. Computer lab [ENGAGLRN]	COMLBUSE	Never	327	54.0	7,161	46.5	33,382	45.1
		Once	107	17.7	2,924	19.0	13,490	18.2
		Two or three times	85	14.0	2,712	17.6	13,110	17.7
		Four or more times	87	14.4	2,600	16.9	13,971	18.9
		Total	606	100.0	15,397	100.0	73,953	100.0

* The comparison group and cohort columns on this page EXCLUDE your college.

Survey of Entering Student Engagement
Pima Community College (2017 Administration)
2017 Benchmark Bar Chart - Main Survey
Comparison Group: Extra-Large Colleges in the 2017 Cohort*
Entering Students Only - Breakout by Enrollment Status
[Unweighted]
Academic and Social Support (ACSOCSUP)



* The comparison group and cohort bars on this page INCLUDE your college.

Survey of Entering Student Engagement - Pima Community College (2017 Administration)

2017 Benchmark Means Report - Main Survey

Comparison Group: Extra-Large Colleges in the 2017 Cohort*

Entering Students Only - Breakout by Enrollment Status

[Unweighted]

Academic and Social Support (ACSOCSUP)

			Your College	Ex-Large Colleges		2017 Cohort	
Item	Variable	Breakout Group	Mean	Mean	Effect Size**	Mean	Effect Size**
Item 18: Think about your experiences from the time of your decision to attend this college through the end of the first three weeks of your first semester/quarter.							
1 = Strongly disagree, 2 = Disagree, 3 = Neutral, 4 = Agree, 5 = Strongly agree							
18l. All instructors clearly explained academic and student support services available at this college [ACSOCSUP]	RESOURCE	Less than full-time	4.03	3.91		3.92	
		Full-time	3.98	3.90		3.94	
18m. All instructors clearly explained course grading policies [ACSOCSUP]	GRADEPOL	Less than full-time	4.29	4.25		4.26	
		Full-time	4.28	4.28		4.28	
18n. All instructors clearly explained course syllabi (syllabuses) [ACSOCSUP]	SYLLABI	Less than full-time	4.42	4.35		4.36	
		Full-time	4.37	4.38		4.38	
18o. I knew how to get in touch with my instructors outside of class [ACSOCSUP]	FACMEET	Less than full-time	4.33	4.27		4.28	
		Full-time	4.35	4.30		4.32	
18q. At least one other student whom I didn't previously know learned my name [ACSOCSUP]	OSTUDNAM	Less than full-time	4.13	3.97		4.02	
		Full-time	4.24	4.17		4.23	
18r. At least one instructor learned my name [ACSOCSUP]	FACNAM	Less than full-time	4.29	4.07	0.22**	4.19	
		Full-time	4.36	4.19		4.30	
18s. I learned the name of at least one other student in most of my classes [ACSOCSUP]	STUNAM	Less than full-time	4.19	4.10		4.17	
		Full-time	4.29	4.23		4.30	

* The comparison group and cohort columns on this page EXCLUDE your college.

** T-test: 2-tailed

If a row contains less than 50 respondents, interpret the comparison results cautiously.

Survey of Entering Student Engagement - Pima Community College (2017 Administration)

2017 Benchmark Frequency Distributions - Main Survey

Comparison Group: Extra-Large Colleges in the 2017 Cohort*

Entering Students Only - Breakout by Enrollment Status: Part-Time Students

[Unweighted]

Academic and Social Support (ACSOCSUP)

Item	Variable	Responses	Your College		Ex-Large Colleges		2017 Cohort	
			Count	Percent	Count	Percent	Count	Percent
Item 18: Think about your experiences from the time of your decision to attend this college through the end of the first three weeks of your first semester/quarter.								
18l. All instructors clearly explained academic and student support services available at this college [ACSOCSUP]	RESOURCE	Strongly disagree	4	1.2	113	1.7	500	1.8
		Disagree	16	4.9	447	6.6	1,893	6.7
		Neutral	46	14.1	1,274	18.9	5,341	18.9
		Agree	160	49.1	3,017	44.7	12,224	43.3
		Strongly agree	100	30.7	1,899	28.1	8,243	29.2
		Total	326	100.0	6,750	100.0	28,201	100.0
18m. All instructors clearly explained course grading policies [ACSOCSUP]	GRADEPOL	Strongly disagree	2	0.6	33	0.5	168	0.6
		Disagree	9	2.7	168	2.5	656	2.3
		Neutral	21	6.4	653	9.7	2,675	9.5
		Agree	156	47.4	3,124	46.3	12,884	45.6
		Strongly agree	141	42.9	2,776	41.1	11,847	42.0
		Total	329	100.0	6,754	100.0	28,230	100.0
18n. All instructors clearly explained course syllabi (syllabuses) [ACSOCSUP]	SYLLABI	Strongly disagree	2	0.6	26	0.4	119	0.4
		Disagree	3	0.9	118	1.8	493	1.7
		Neutral	21	6.5	497	7.4	2,059	7.3
		Agree	131	40.3	2,951	43.8	12,066	42.8
		Strongly agree	168	51.7	3,148	46.7	13,437	47.7
		Total	325	100.0	6,740	100.0	28,174	100.0
18o. I knew how to get in touch with my instructors outside of class [ACSOCSUP]	FACMEET	Strongly disagree	4	1.2	47	0.7	210	0.7
		Disagree	4	1.2	170	2.5	668	2.4
		Neutral	17	5.2	653	9.7	2,602	9.2
		Agree	158	48.0	2,958	43.8	12,191	43.1
		Strongly agree	146	44.4	2,930	43.4	12,586	44.5
		Total	329	100.0	6,758	100.0	28,257	100.0
18q. At least one other student whom I didn't previously know learned my name [ACSOCSUP]	OSTUDNAM	Strongly disagree	9	2.7	229	3.4	933	3.3
		Disagree	17	5.2	517	7.6	1,924	6.8
		Neutral	25	7.6	924	13.7	3,681	13.0
		Agree	148	45.1	2,654	39.2	10,947	38.7
		Strongly agree	129	39.3	2,440	36.1	10,789	38.2
		Total	328	100.0	6,764	100.0	28,274	100.0
18r. At least one instructor learned my name [ACSOCSUP]	FACNAM	Strongly disagree	4	1.2	192	2.9	556	2.0
		Disagree	10	3.1	406	6.0	1,220	4.3
		Neutral	24	7.4	794	11.8	2,884	10.3
		Agree	135	41.7	2,646	39.4	11,215	39.9
		Strongly agree	151	46.6	2,673	39.8	12,210	43.5
		Total	324	100.0	6,711	100.0	28,085	100.0

* The comparison group and cohort columns on this page EXCLUDE your college.

Survey of Entering Student Engagement - Pima Community College (2017 Administration)

2017 Benchmark Frequency Distributions - Main Survey

Comparison Group: Extra-Large Colleges in the 2017 Cohort*

Entering Students Only - Breakout by Enrollment Status: Part-Time Students

[Unweighted]

Academic and Social Support (ACSOCSUP)

			Your College		Ex-Large Colleges		2017 Cohort	
Item	Variable	Responses	Count	Percent	Count	Percent	Count	Percent
Item 18: Think about your experiences from the time of your decision to attend this college through the end of the first three weeks of your first semester/quarter.								
18s. I learned the name of at least one other student in most of my classes [ACSOCSUP]	STUNAM	Strongly disagree	5	1.5	178	2.6	653	2.3
		Disagree	16	4.9	391	5.8	1,378	4.9
		Neutral	28	8.5	762	11.3	2,768	9.8
		Agree	141	42.9	2,702	40.0	11,266	39.9
		Strongly agree	139	42.2	2,725	40.3	12,192	43.1
		Total	329	100.0	6,758	100.0	28,257	100.0

* The comparison group and cohort columns on this page EXCLUDE your college.

Survey of Entering Student Engagement - Pima Community College (2017 Administration)

2017 Benchmark Frequency Distributions - Main Survey

Comparison Group: Extra-Large Colleges in the 2017 Cohort*

Entering Students Only - Breakout by Enrollment Status: Full-Time Students

[Unweighted]

Academic and Social Support (ACSOCSUP)

Item	Variable	Responses	Your College		Ex-Large Colleges		2017 Cohort	
			Count	Percent	Count	Percent	Count	Percent
Item 18: Think about your experiences from the time of your decision to attend this college through the end of the first three weeks of your first semester/quarter.								
18l. All instructors clearly explained academic and student support services available at this college [ACSOCSUP]	RESOURCE	Strongly disagree	6	1.0	253	1.6	1,090	1.4
		Disagree	36	5.8	1,163	7.4	5,027	6.6
		Neutral	115	18.7	3,043	19.2	14,030	18.5
		Agree	267	43.3	6,818	43.1	32,804	43.2
		Strongly agree	192	31.2	4,544	28.7	22,925	30.2
		Total	616	100.0	15,821	100.0	75,876	100.0
18m. All instructors clearly explained course grading policies [ACSOCSUP]	GRADEPOL	Strongly disagree	4	0.6	95	0.6	397	0.5
		Disagree	9	1.5	310	2.0	1,667	2.2
		Neutral	58	9.4	1,399	8.8	6,673	8.8
		Agree	289	46.8	7,292	46.0	34,445	45.3
		Strongly agree	258	41.7	6,743	42.6	32,799	43.2
		Total	618	100.0	15,839	100.0	75,981	100.0
18n. All instructors clearly explained course syllabi (syllabuses) [ACSOCSUP]	SYLLABI	Strongly disagree	0	N/A	57	0.4	275	0.4
		Disagree	6	1.0	252	1.6	1,191	1.6
		Neutral	52	8.4	1,042	6.6	5,079	6.7
		Agree	264	42.8	6,684	42.2	31,990	42.2
		Strongly agree	295	47.8	7,790	49.2	37,316	49.2
		Total	617	100.0	15,825	100.0	75,851	100.0
18o. I knew how to get in touch with my instructors outside of class [ACSOCSUP]	FACMEET	Strongly disagree	0	N/A	68	0.4	351	0.5
		Disagree	7	1.1	336	2.1	1,413	1.9
		Neutral	55	8.9	1,417	8.9	6,409	8.4
		Agree	268	43.6	6,977	44.0	33,185	43.6
		Strongly agree	285	46.3	7,073	44.6	34,691	45.6
		Total	615	100.0	15,871	100.0	76,049	100.0
18q. At least one other student whom I didn't previously know learned my name [ACSOCSUP]	OSTUDNAM	Strongly disagree	12	1.9	350	2.2	1,459	1.9
		Disagree	19	3.1	760	4.8	3,106	4.1
		Neutral	51	8.2	1,575	9.9	6,888	9.1
		Agree	268	43.2	6,311	39.8	29,895	39.3
		Strongly agree	271	43.6	6,872	43.3	34,713	45.6
		Total	621	100.0	15,868	100.0	76,061	100.0
18r. At least one instructor learned my name [ACSOCSUP]	FACNAM	Strongly disagree	4	0.6	303	1.9	983	1.3
		Disagree	16	2.6	750	4.8	2,428	3.2
		Neutral	44	7.1	1,603	10.2	5,959	7.9
		Agree	243	39.4	6,081	38.6	29,454	38.9
		Strongly agree	309	50.2	7,016	44.5	36,797	48.7
		Total	616	100.0	15,753	100.0	75,621	100.0

* The comparison group and cohort columns on this page EXCLUDE your college.

Survey of Entering Student Engagement - Pima Community College (2017 Administration)

2017 Benchmark Frequency Distributions - Main Survey

Comparison Group: Extra-Large Colleges in the 2017 Cohort*

Entering Students Only - Breakout by Enrollment Status: Full-Time Students

[Unweighted]

Academic and Social Support (ACSOCSUP)

			Your College		Ex-Large Colleges		2017 Cohort	
Item	Variable	Responses	Count	Percent	Count	Percent	Count	Percent
Item 18: Think about your experiences from the time of your decision to attend this college through the end of the first three weeks of your first semester/quarter.								
18s. I learned the name of at least one other student in most of my classes [ACSOCSUP]	STUNAM	Strongly disagree	10	1.6	247	1.6	1,015	1.3
		Disagree	21	3.4	716	4.5	2,678	3.5
		Neutral	44	7.1	1,416	8.9	5,821	7.7
		Agree	247	39.8	6,165	38.9	29,170	38.4
		Strongly agree	299	48.1	7,316	46.1	37,373	49.1
		Total	621	100.0	15,860	100.0	76,057	100.0

* The comparison group and cohort columns on this page EXCLUDE your college.