

**Full Academic Year Longitudinal Report - Last Five 09 Terms**

Enrollment Term	201409	201509	201609	201709	201809
Term Desc	Full Academic Year 13-14	Full Academic Year 14-15	Full Academic Year 15-16	Full Academic Year 16-17	Full Academic Year 17-18
Days from Start of Term	393	393	394	393	393
Snapshot Date	7/29/14	7/29/15	7/29/16	7/29/17	7/29/18
Term Start Date	7/1/13	7/1/14	7/1/15	7/1/16	7/1/17
Term End Date	6/30/14	6/30/15	6/30/16	6/30/17	6/30/18

Summary page shows aggregated longitudinal numbers of unduplicated headcount, enrollment, FTSE and number of sections (CRNs), along with key demographic characteristics, including race/ethnicity, gender, full/part-time status, and age groups.

Headcount here is unduplicated, meaning a student is counted only once within each breakdown category.

Headcount does not have a Total row, because the same student can be counted in more than one division.

Enrollment or seatcount, is a student count for which a student is counted as many times as he/she is enrolled in any section within each breakdown category. Thus, this is a duplicated headcount.

Annualized FTSE is the total number of student term credit hours divided by 30.

Most recent CTE list (as of 07/19/2018) is used for the report and applied to all terms.

Minority Students refers to students who are Hispanic, Black, Non-Hispanic, Asian, American Indian/Alaskan Native, Native Hawaiian or Pacific Islander

Meeting Days

U :Sunday

M :Monday

T :Tuesday

W :Wednesday

R :Thursday

F :Friday

S :Saturday

UMTWRFS :Self-paced

## New Divisions

All classes that are taught online, belong to the Pima Online division, except in following subjects: AJS, CRC, CUL, ECE, EDC, EDU, ESE, ETT, FSC, HIT, HRM, PHT, SSE, FSS . All classes that are not taught online, plus the classes from the subjects listed here, are dispatched into divisions according the following rule:

Critical Care: DCP,RAD,RTH,SG,HO,NRA,NRS and HCA 152

Applied Technology:

ATT,AUT,AVM,BCT,CAD,CCR,CNT,CPT,ELE,EUT,EVT,GTC,HVA,HVC,ICT,IDE,IMO,ISM,IMT,LTP,MAC,MCT,MFG,NGT,NRG,PFT,SLR,STP,TEP,TEC,WAT,WLD

Arts & Humanities: APD,ART,DAR,DNC,FDC,GAM,HON,HUM,MUP,MUS,PHI,REL,THE

Athletics, Fitness & Wellness: EW,FAW,FSS,HED,UFAW

Business and Information Technology:

ACC,BFS,BMG,BMS,BMT,BUS,CIS,CPD,CSA,CUL,DAE,DHE,DLT,FIN,HRM,HIT,HRS,IBS,ITB,ITC,ITD,ITE,ITF,ITL,ITM,ITU,ITW,MGT,MKT,MLA,MLS,NSP,OAP,PAR,TMA,TVL,UBUS,VET,WED

Communications: ARB,ASL,CHI,CMN,ELP,ESL,FRE,GER,GTW,ITA,ITP,JPN,JRN,KOR,LAT,LIS,LIT,POR,REA,RUS,SLG,SPA,SPE,SPN,TRS,WRT

Developmental Education: ICS

Education, Student Success and Biomedical Programs: CRC,MDA,MLT,PHB,PHT,CDA,ECE,EDC,EDN,EDS,EDU,ESE,ETT, STU ) and all HCA subjects (excluding HCA 152)

Mathematics: GTM , MAT , MA

Sciences: AGR,AST,BIO,CHM,ENG,ENV,FSN,GEO,GLG,OPS,PHY,SCA, SCT

Social Sciences: AIS,ANT,ARC,BHS,ECN,GIS,GLS,GWS,HIS,MAS,POS,PSY,SOC,SSE,WST

Workforce and Continuing Education: AJS,COR,CSM,CTE,EMS,EMT,FSC,FSD,GOV,LEA,LEN,LGM, TDT

## Old Divisions

All classes that are taught online,belong to the Pima Online division, except in following subjects: AJS,CRC,CUL,ECE,EDC,EDU,ESE,ETT,FSC,HIT,HRM,PHT. All classes that are not taught online, plus the classes from the subjects listed here, are dispatched into divisions according the following rule:

Allied Health: CRC,DAE,DCP,DHE,DLT,EQU,EGU,HCA,HIT,MDA,MLT,PHB,PHT,RAD,RTH,TMA,VET,VSC,WED

Applied Technology: ATT,AUT,AVM,BCT,CAD,CCR,CNT,CPT,ELE,GTC,EVT,EUT,HVA,HVC,ICT,IDE,IMO,ISM,LTP,MAC,MFG,NGT,NRG,PFT,SLR,STP,TEP,TEC,WAT,WLD

Arts & Humanities: APD,ART,DAR,DNC,FDC,GAM,HON,HUM,MUP,MUS,PHI,REL,THE

Fitness & Wellness: EW,FAW,FSS,HED

Business:ACC,BFS,BMS,BMT,BUS,CIS,CPD,CSA,CUL,FIN,HRM,HRS,IBS,ITB,ITD,ITE,ITF,ITL,ITM,ITW,MGT,MKT,MLA,MLS,NSP,OAP,PAR,TVL

Communications:ARB,ASL,CHI,CMN,ELP,ESL,FRE,GER,GTW,ITA,ITP,JPN,JRN,KOR,LAT,LIS,LIT,POR,REA,RUS,SLG,SPA,SPE,SPN,TRS,WRT

Developmental Education: ICS

Education: CDA,ECE,EDC,EDN,EDS,EDU,ESE,ETT,STU

Mathematics: GTM,MAT,MA

Nursing: NRA,NRS

Science: AGR,AST,BIO,CHM,ENG,ENV,FSN,GEO,GLG,OPS,PHY,SCA,SCT

Social Sciences: AIS,ANT,ARC,BHS,ECN,GIS,GLS,GWS,HIS,MAS,POS,PSY,SOC,SSE,WST

Workforce Development: AJS,COR,CTE,CSM,EMS,EMT,FSC,FSD,LEA,LEN,LGM,GOV,TDT

Other: all other subject prefixes not in this list.

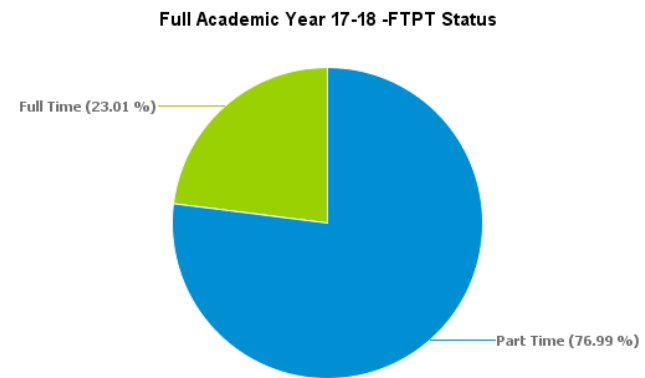
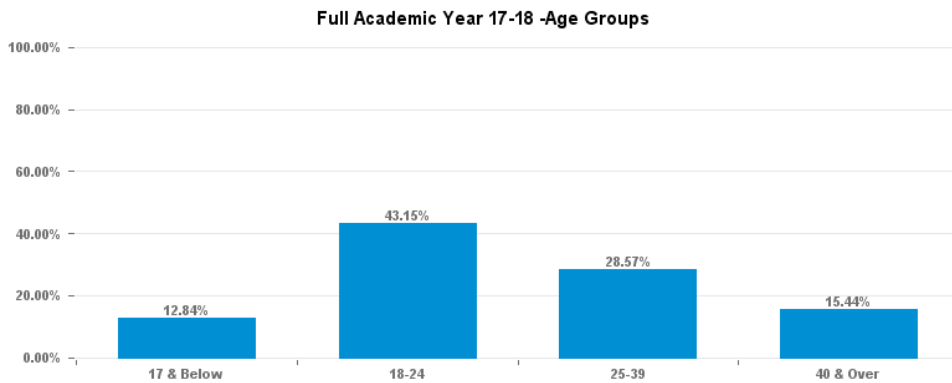
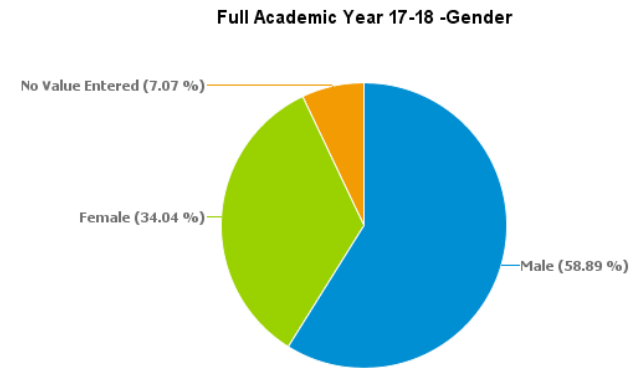
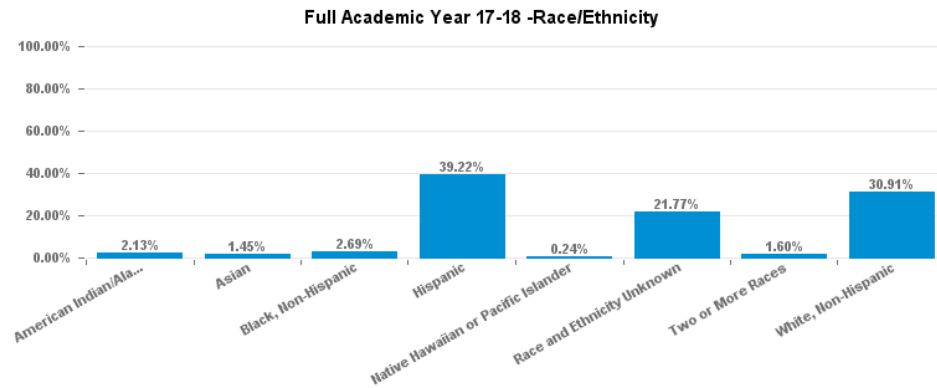
## Last Five Full Year - Credit Terms Summary - End of Term

Data as of: 8/7/18

Filters:

	Full Academic Year 13-14		Full Academic Year 14-15		Full Academic Year 15-16		Full Academic Year 16-17		Full Academic Year 17-18	
	Number	% Change	Number	% Change	Number	% Change	Number	% Change	Number	% Change
<b>Headcount</b>	3,358		3,613	7.59%	3,819	5.70%	3,037	-20.48%	3,381	11.33%
<b>Enrollment</b>	13,960		14,426	3.34%	13,442	-6.82%	12,110	-9.91%	10,729	-11.40%
<b>FTSE</b>	1,273		1,232	-3.23%	1,164	-5.50%	1,077	-7.48%	1,121	4.09%
<b>Section (CRN) Count</b>	842		805	-4.39%	805	0.00%	660	-18.01%	666	0.91%

### Demographics:



## Headcount, Enrollment and FTSE - End of Term

Data as of: 8/7/18

Report is pre-filtered, if you would like to see other terms, please use the filter bar or Input Controls

### Filters:

	Full Academic Year 17-18					
	Headcount		Enrollment		FTSE	
	#	%	#	%	#	%
Workforce and Continuing Education	1,076	29.89%	5,252	48.95%	633	56.44%
Applied Technology	771	21.42%	2,370	22.09%	178	15.85%
Business and Information Technology	644	17.89%	1,146	10.68%	118	10.53%
Communications	299	8.31%	335	3.12%	37	3.29%
Sciences	208	5.78%	208	1.94%	28	2.54%
Education, Student Success and Biomedical Programs	179	4.97%	892	8.31%	68	6.03%
Mathematics	146	4.06%	166	1.55%	21	1.83%
Social Sciences	145	4.03%	217	2.02%	23	2.02%
Arts & Humanities	109	3.03%	120	1.12%	15	1.34%
Developmental Education	15	0.42%	15	0.14%	2	0.13%
Other	8	0.22%	8	0.07%	0	0.00%
<b>Total</b>		<b>100.00%</b>	<b>10,729</b>	<b>100.00%</b>	<b>1,121</b>	<b>100.00%</b>

## Headcount, Enrollment and FTSE Change - End of Term

Data as of: 8/7/18

If you would like see other terms, please choose from Input Controls.

### Filters:

	Full Academic Year 16-17						Full Academic Year 17-18					
	Headcount		Enrollment		FTSE		Headcount		Enrollment		FTSE	
	#	% Change	#	% Change	#	% Change	#	% Change	#	% Change	#	% Change
Applied Technology	532		1,693		123		771	44.92%	2,370	39.99%	178	44.55%
Arts & Humanities	64		95		11		109	70.31%	120	26.32%	15	35.03%
Business and Information Technology	538		1,017		97		644	19.70%	1,146	12.68%	118	22.15%
Communications	289		323		37		299	3.46%	335	3.72%	37	-0.99%
Developmental Education	0		0		0		15		15		2	
Education, Student Success and Biomedical Programs	235		935		67		179	-23.83%	892	-4.60%	68	1.15%
Mathematics	150		182		21		146	-2.67%	166	-8.79%	21	-0.16%
Other	0		0		0		8		8		0	
Sciences	231		240		34		208	-9.96%	208	-13.33%	28	-15.36%
Social Sciences	151		324		30		145	-3.97%	217	-33.02%	23	-24.56%
Workforce and Continuing Education	1,084		7,301		658		1,076	-0.74%	5,252	-28.06%	633	-3.85%
<b>Total Change from Previous Term</b>							<b>344</b>	<b>11.33%</b>	<b>-1,381</b>	<b>-11.40%</b>	<b>44.08</b>	<b>4.09%</b>