

Summer Longitudinal Report - Last Five Summer Terms

Enrollment Term	201430	201530	201630	201730	201830
Term Desc	Summer 2014	Summer 2015	Summer 2016	Summer 2017	Summer 2018
Days from Start of Term	100	100	100	99	100
Snapshot Date	9/4/14	9/3/15	9/8/16	9/6/17	9/6/18
Term Start Date	5/27/14	5/26/15	5/31/16	5/30/17	5/29/18
Term End Date	8/6/14	8/5/15	8/10/16	8/8/17	8/8/18

Summary page shows aggregated longitudinal numbers of unduplicated headcount, enrollment, FTSE and number of sections (CRNs), along with key demographic characteristics, including race/ethnicity, gender, full/part-time status, and age groups.

Headcount here is unduplicated, meaning a student is counted only once within each breakdown category.

Headcount does not have a Total row, because the same student can be counted in more than one division.

Enrollment or seatcount, is a student count for which a student is counted as many times as he/she is enrolled in any section within each breakdown category. Thus, this is a duplicated headcount.

Annualized FTSE is the total number of student term credit hours divided by 30.

Most recent CTE list (as of 07/19/2018) is used for the report and applied to all terms.

Minority Students refers to students who are Hispanic, Black, Non-Hispanic, Asian, American Indian/Alaskan Native, Native Hawaiian or Pacific Islander

Meeting Days

U :Sunday

M :Monday

T :Tuesday

W :Wednesday

R :Thursday

F :Friday

S :Saturday

UMTWRFS :Self-paced

New Divisions

All classes that are taught online, belong to the Pima Online division, except in following subjects: AJS, CRC, CUL, ECE, EDC, EDU, ESE, ETT, FSC, HIT, HRM, PHT, SSE, FSS . All classes that are not taught online, plus the classes from the subjects listed here, are dispatched into divisions according the following rule:

Critical Care: DCP,RAD,RTH,SG,HO,NRA,NRS and HCA 152

Applied Technology:

ATT,AUT,AVM,BCT,CAD,CCR,CNT,CPT,ELE,EUT,EVT,GTC,HVA,HVC,ICT,IDE,IMO,ISM,IMT,LTP,MAC,MCT,MFG,NGT,NRG,PFT,SLR,STP,TEP,TEC,WAT,WLD

Arts & Humanities: APD,ART,DAR,DNC,FDC,GAM,HON,HUM,MUP,MUS,PHI,REL,THE

Athletics, Fitness & Wellness: EW,FAW,FSS,HED,UFAW

Business and Information Technology:

ACC,BFS,BMG,BMS,BMT,BUS,CIS,CPD,CSA,CUL,DAE,DHE,DLT,FIN,HRM,HIT,HRS,IBS,ITB,ITC,ITD,ITE,ITF,ITL,ITM,ITU,ITW,MGT,MKT,MLA,MLS,NSP,OAP,PAR,TMA,TVL,UBUS,VET,WED

Communications: ARB,ASL,CHI,CMN,ELP,ESL,FRE,GER,GTW,ITA,ITP,JPN,JRN,KOR,LAT,LIS,LIT,POR,REA,RUS,SLG,SPA,SPE,SPN,TRS,WRT

Developmental Education: ICS

Education, Student Success and Biomedical Programs: CRC,MDA,MLT,PHB,PHT,CDA,ECE,EDC,EDN,EDS,EDU,ESE,ETT, STU) and all HCA subjects (excluding HCA 152)

Mathematics: GTM , MAT , MA

Sciences: AGR,AST,BIO,CHM,ENG,ENV,FSN,GEO,GLG,OPS,PHY,SCA, SCT

Social Sciences: AIS,ANT,ARC,BHS,ECN,GIS,GLS,GWS,HIS,MAS,POS,PSY,SOC,SSE,WST

Workforce and Continuing Education: AJS,COR,CSM,CTE,EMS,EMT,FSC,FSD,GOV,LEA,LEN,LGM, TDT

Old Divisions

All classes that are taught online,belong to the Pima Online division, except in following subjects: AJS,CRC,CUL,ECE,EDC,EDU,ESE,ETT,FSC,HIT,HRM,PHT. All classes that are not taught online, plus the classes from the subjects listed here, are dispatched into divisions according the following rule:

Allied Health: CRC,DAE,DCP,DHE,DLT,EQU,EGU,HCA,HIT,MDA,MLT,PHB,PHT,RAD,RTH,TMA,VET,VSC,WED

Applied Technology: ATT,AUT,AVM,BCT,CAD,CCR,CNT,CPT,ELE,GTC,EVT,EUT,HVA,HVC,ICT,IDE,IMO,ISM,LTP,MAC,MFG,NGT,NRG,PFT,SLR,STP,TEP,TEC,WAT,WLD

Arts & Humanities: APD,ART,DAR,DNC,FDC,GAM,HON,HUM,MUP,MUS,PHI,REL,THE

Fitness & Wellness: EW,FAW,FSS,HED

Business:ACC,BFS,BMS,BMT,BUS,CIS,CPD,CSA,CUL,FIN,HRM,HRS,IBS,ITB,ITD,ITE,ITF,ITL,ITM,ITW,MGT,MKT,MLA,MLS,NSP,OAP,PAR,TVL

Communications:ARB,ASL,CHI,CMN,ELP,ESL,FRE,GER,GTW,ITA,ITP,JPN,JRN,KOR,LAT,LIS,LIT,POR,REA,RUS,SLG,SPA,SPE,SPN,TRS,WRT

Developmental Education: ICS

Education: CDA,ECE,EDC,EDN,EDS,EDU,ESE,ETT,STU

Mathematics: GTM,MAT,MA

Nursing: NRA,NRS

Science: AGR,AST,BIO,CHM,ENG,ENV,FSN,GEO,GLG,OPS,PHY,SCA,SCT

Social Sciences: AIS,ANT,ARC,BHS,ECN,GIS,GLS,GWS,HIS,MAS,POS,PSY,SOC,SSE,WST

Workforce Development: AJS,COR,CTE,CSM,EMS,EMT,FSC,FSD,LEA,LEN,LGM,GOV,TDT

Other: all other subject prefixes not in this list.

Last Five Summer Terms Summary - End of Term

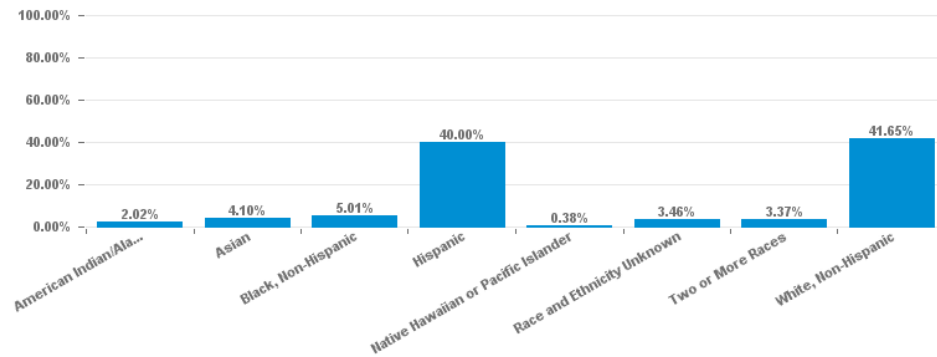
Data as of: 8/7/18

Filters:

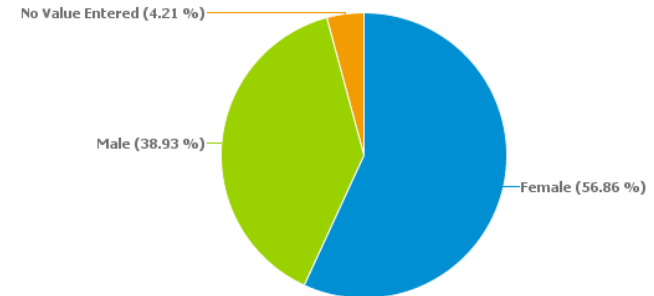
	Summer 2014		Summer 2015		Summer 2016		Summer 2017		Summer 2018	
	Number	% Change	Number	% Change	Number	% Change	Number	% Change	Number	% Change
Headcount	8,822		8,951	1.46%	8,483	-5.23%	8,414	-0.81%	8,199	-2.56%
Enrollment	13,188		13,601	3.13%	12,569	-7.59%	12,650	0.64%	12,725	0.59%
FTSE	1,436		1,499	4.38%	1,423	-5.12%	1,437	1.00%	1,427	-0.71%
Section (CRN) Count	720		748	3.89%	749	0.13%	740	-1.20%	734	-0.81%

Demographics:

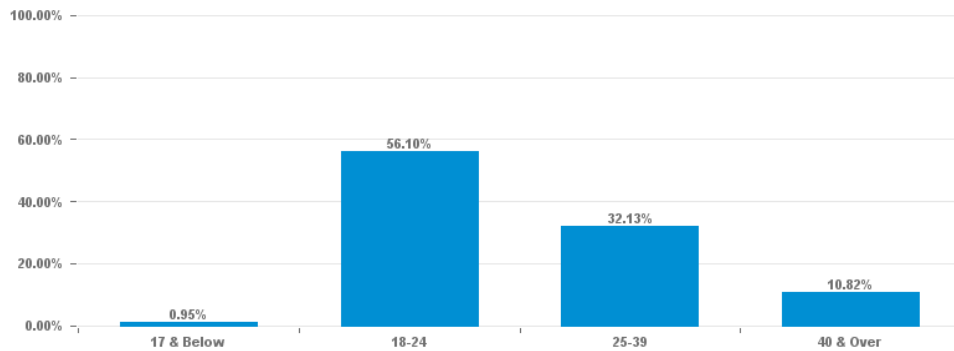
Summer 2018 -Race/Ethnicity



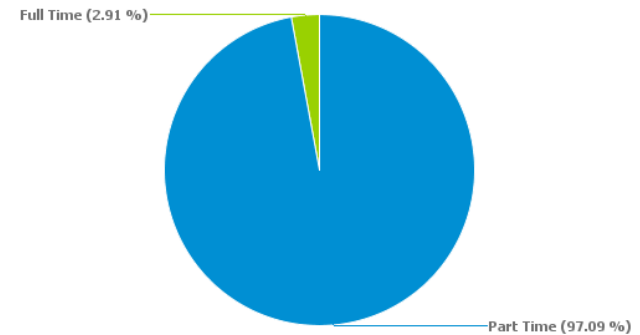
Summer 2018 -Gender



Summer 2018 -Age Groups



Summer 2018 -FTPT Status



Headcount, Enrollment and FTSE - End of Term

Data as of: 8/7/18

Report is pre-filtered, if you would like to see other terms, please use the filter bar or Input Controls

Filters:

	Summer 2018					
	Headcount		Enrollment		FTSE	
	#	%	#	%	#	%
Pima Online	4,157	42.49%	5,850	45.97%	634	44.45%
Sciences	1,515	15.49%	1,764	13.86%	261	18.30%
Mathematics	1,237	12.64%	1,302	10.23%	156	10.96%
Communications	614	6.28%	720	5.66%	83	5.81%
Education, Student Success and Biomedical Programs	551	5.63%	795	6.25%	73	5.10%
Social Sciences	511	5.22%	563	4.42%	59	4.14%
Arts & Humanities	324	3.31%	354	2.78%	36	2.49%
Applied Technology	290	2.96%	553	4.35%	60	4.21%
Business and Information Technology	275	2.81%	374	2.94%	33	2.32%
Athletics, Fitness & Wellness	131	1.34%	142	1.12%	5	0.38%
Critical Care	68	0.70%	116	0.91%	10	0.72%
Workforce and Continuing Education	59	0.60%	60	0.47%	16	1.13%
Other	51	0.52%	132	1.04%	0	0.00%
Total		100.00%	12,725	100.00%	1,427	100.00%

Headcount, Enrollment and FTSE Change - End of Term

Data as of: 8/7/18

If you would like see other terms, please choose from Input Controls.

Filters:

	Summer 2017						Summer 2018					
	Headcount		Enrollment		FTSE		Headcount		Enrollment		FTSE	
	#	% Change	#	% Change	#	% Change	#	% Change	#	% Change	#	% Change
Applied Technology	319		562		68		290	-9.09%	553	-1.60%	60	-11.81%
Arts & Humanities	309		341		35		324	4.85%	354	3.81%	36	2.90%
Athletics, Fitness & Wellness	203		231		9		131	-35.47%	142	-38.53%	5	-39.10%
Business and Information Technology	321		426		36		275	-14.33%	374	-12.21%	33	-7.87%
Communications	766		995		104		614	-19.84%	720	-27.64%	83	-20.61%
Critical Care	60		104		9		68	13.33%	116	11.54%	10	9.57%
Education, Student Success and Biomedical Programs	401		576		55		551	37.41%	795	38.02%	73	32.17%
Mathematics	1,494		1,607		188		1,237	-17.20%	1,302	-18.98%	156	-17.04%
Other	0		0		0		51		132		0	
Pima Online	4,005		5,382		588		4,157	3.80%	5,850	8.70%	634	7.88%
Sciences	1,491		1,748		261		1,515	1.61%	1,764	0.92%	261	0.04%
Social Sciences	562		602		64		511	-9.07%	563	-6.48%	59	-6.95%
Workforce and Continuing Education	73		76		20		59	-19.18%	60	-21.05%	16	-19.51%
Total Change from Previous Term							-215	-2.56%	75	0.59%	-10.21	-0.71%