



Academic Year Five-Year Trend Report 2014-2018

This report represents end of term (99th day of fiscal year) data, it includes students with W grade.

Summary: Aggregated longitudinal numbers of unduplicated headcount, enrollment, FTSE and number of sections (CRNs) for all terms in a given academic year (AY). This report includes all PCC offerings, including credit, Center for Training and Development, continuing education and Adult Basic Education for College and Career.

Note that Adult Education data stored within PCC's systems are limited as a statewide database houses the majority of those data. Therefore, Adult Education is shown as a separate line item in the report and report filters will not apply to those data. Two unduplicated headcounts are provided, one with and one without Adult Education.

Headcount here is unduplicated, meaning a student is counted only once within each breakdown category.

Enrollment or seatcount, is a student count for which a student is counted as many times as he/she is enrolled in any section within each breakdown category. Thus, this is a duplicated headcount.

Annualized FTSE is the total number of student term credit hours divided by 30.

Minority Students refers to students who are Hispanic, Black, Non-Hispanic, Asian, American Indian/Alaskan Native, Native Hawaiian or Pacific Islander.

The report includes all students who were enrolled on the last day of class, as well as students who withdrew after add/drop date and received W grade.

All classes that are taught online, belong to the Pima Online division, except in following subjects: AJS; CRC; CUL; ECE; EDC; EDU; ESE; ETT; FSC; HIT; HRM; LGM; PHT; SSE; FSS. All classes that are not taught online, plus the classes from the subjects listed here, are dispatched into divisions according the following rule (see next page):

New Divisions

All classes that are taught online, belong to the Pima Online division, except in following subjects: AJS, CRC, CUL, ECE, EDC, EDU, ESE, ETT, FSC, HIT, HRM, PHT, SSE, FSS . All classes that are not taught online, plus the classes from the subjects listed here, are dispatched into divisions according the following rule:

Critical Care: DCP, RAD, RTH, SG, HO, NRA, NRS, SGT

Applied Technology:

ATT, AUT, AVM, BCT, CAD, CCR, CNT, CPT, ELE, EUT, EVT, GTC, HVA, HVC, ICT, IDE, IMO, ISM, IMT, LTP, MAC, MCT, MFG, NGT, NRG, PFT, SLR, STP, TEP, TEC, WAT, WLD

Arts: APD, ART, DAR, DNC, FDC, GAM, HON, MUP, MUS, THE

Athletics, Fitness & Wellness: EW, FAW, FSS, HED, UFAW

Business and Information Technology:

ACC, BFS, BMG, BMS, BMT, BUS, CIS, CPD, CSA, CUL, DAE, DHE, DLT, FIN, HRM, HIT, HRS, IBS, ITB, ITC, ITD, ITE, ITF, ITL, ITM, ITU, ITW, MGT, MKT, MLA, MLS, NSP, OAP, PAR, TMA, TVL, UBUS, VET, WED

Communications:

ARB, ASL, CHI, CMN, ELP, ESL, FRE, GER, GTW, ITA, ITP, JPN, JRN, KOR, LAT, LIS, LIT, POR, REA, RUS, SLG, SPA, SPE, SPN, TRS, WRT

Developmental Education: ICS

Education, Student Success and Biomedical Programs: CRC, MDA, MLT, PHB, PHT, CDA, ECE, EDC, EDN, EDS, EDU, ESE, ETT, STU, HCA

Mathematics: GTM, MAT, MA

Sciences: AGR, AST, BIO, CHM, ENG, ENV, FSN, GEO, GLG, OPS, PHY, SCA, SCT

Social Sciences: AIS, ANT, ARC, BHS, ECN, GIS, GLS, GWS, HIS, MAS, POS, PSY, SOC, SSE, WST, HUM, PHI, REL

Workforce and Continuing Education: AJS, COR, CSM, CTE, EMS, EMT, FSC, FSD, GOV, LEA, LEN, LGM, TDT

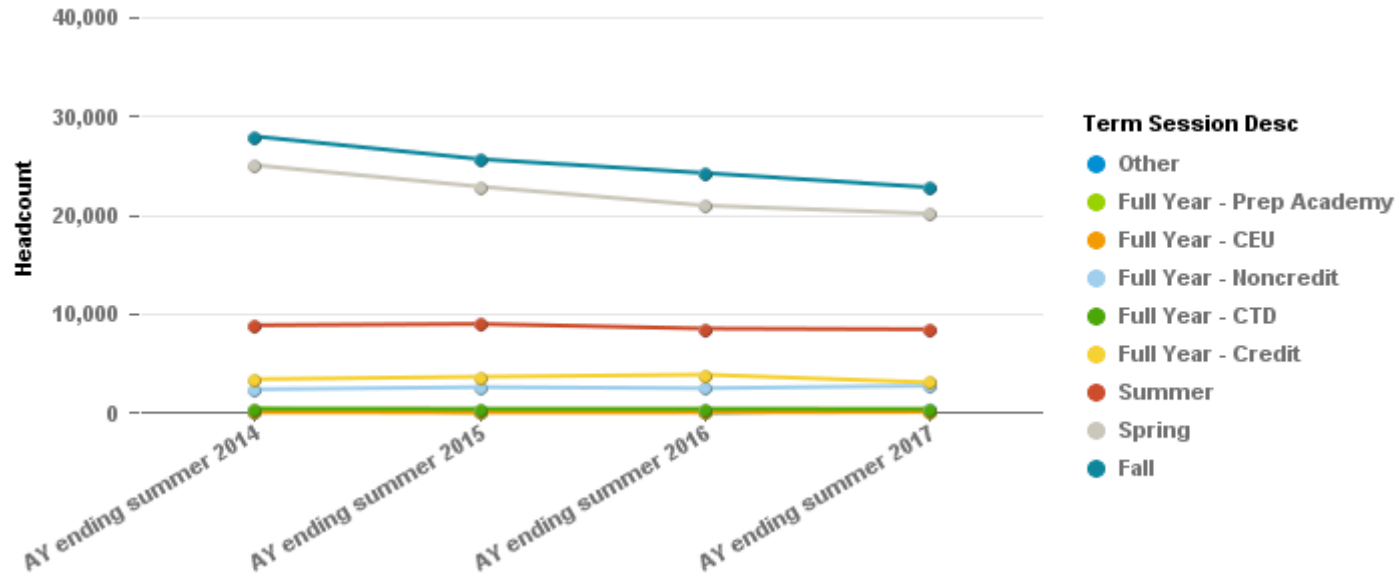
Headcount Summary by Term

This report provides headcount data for all terms and offerings at PCC. Note that Adult Education data stored within PCC's systems are limited as a statewide database houses the majority of those data. Therefore, Adult Education is shown as a separate line item in the report and report filters will not apply to those data. Two unduplicated headcounts are provided, one with and one without Adult Education.

Filters:

Data as of COB: 11/25/18

	AY ending summer 2014		AY ending summer 2015		AY ending summer 2016		AY ending summer 2017		AY ending summer 2018	
	N	% change from previous year	N	% change from previous year	N	% change from previous year	N	% change from previous year	N	% change from previous year
Fall	27,925		25,628	-8.23%	24,225	-5.47%	22,769	-6.01%	22,178	-2.60%
Spring	25,010		22,842	-8.67%	20,935	-8.35%	20,116	-3.91%	20,278	0.81%
Summer	8,822		8,951	1.46%	8,483	-5.23%	8,414	-0.81%	8,196	-2.59%
Full Year - Credit	3,358		3,613	7.59%	3,819	5.70%	3,037	-20.48%	3,380	11.29%
Full Year - CTD	374		369	-1.34%	361	-2.17%	354	-1.94%	361	1.98%
Full Year - Noncredit	2,339		2,558	9.36%	2,449	-4.26%	2,692	9.92%	2,337	-13.19%
Full Year - CEU	5		1	-80.00%	3	200.00%	45	1,400.00%	35	-22.22%
Full Year - Prep Academy	334		0	-100.00%	0		0		0	
Other	0		0		0		253		43	-83.00%
Total (unduplicated, excluding Adult Education)	44,467		41,649	-6.34%	39,043	-6.26%	37,072	-5.05%	36,168	-2.44%
Adult Education	5,632		4,831	-14.22%	5,440	12.61%	6,057	11.34%	5,819	-3.93%
Total (unduplicated, including Adult Education)	50,099		46,480	-7.22%	44,483	-4.30%	43,129	-3.04%	41,987	-2.65%

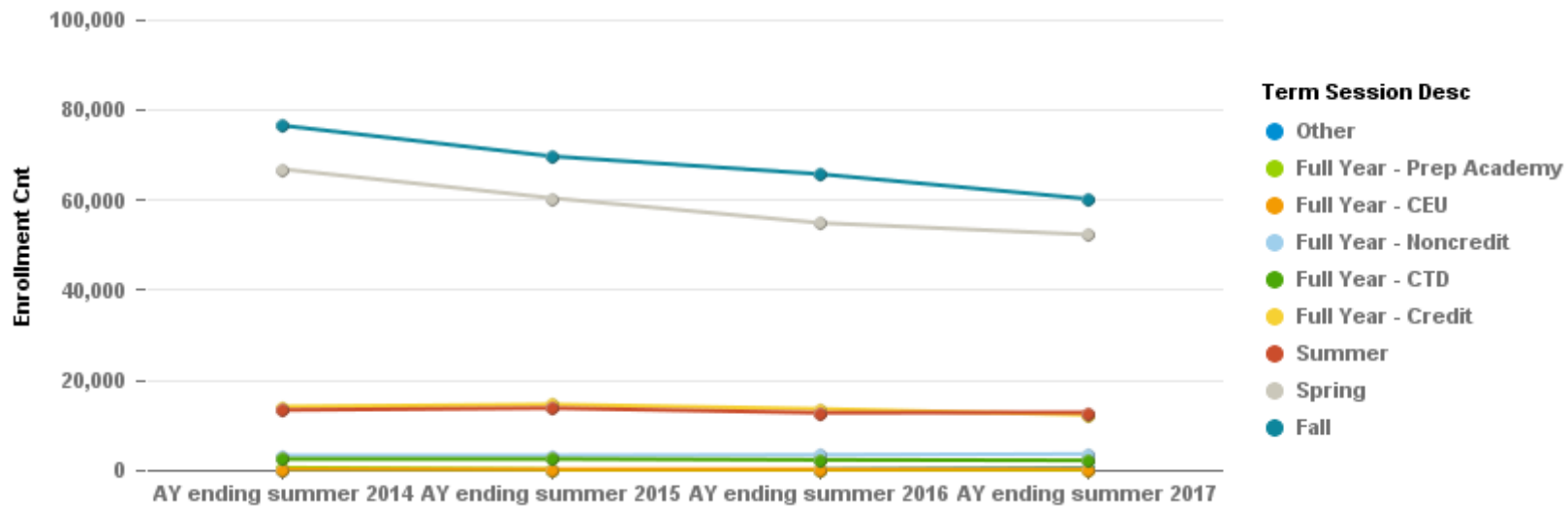


Enrollment Summary by Term

Filters:

Data as of COB: 11/25/18

	AY ending summer 2014		AY ending summer 2015		AY ending summer 2016		AY ending summer 2017		AY ending summer 2018	
	N	% change from previous year	N	% change from previous year	N	% change from previous year	N	% change from previous year	N	% change from previous year
Fall	76,406		69,595	-8.91%	65,637	-5.69%	60,124	-8.40%	60,646	0.87%
Spring	66,715		60,312	-9.60%	54,777	-9.18%	52,184	-4.73%	53,583	2.68%
Summer	13,188		13,601	3.13%	12,569	-7.59%	12,650	0.64%	12,721	0.56%
Full Year - Credit	13,960		14,426	3.34%	13,442	-6.82%	12,110	-9.91%	10,725	-11.44%
Full Year - CTD	2,296		2,295	-0.04%	2,098	-8.58%	1,984	-5.43%	1,534	-22.68%
Full Year - Noncredit	3,085		3,105	0.65%	3,216	3.57%	3,409	6.00%	3,212	-5.78%
Full Year - CEU	5		1	-80.00%	3	200.00%	74	2,366.67%	35	-52.70%
Full Year - Prep Academy	354		0	-100.00%	0		0		0	
Other	0		0		0		267		43	-83.90%
Total (unduplicated)	176,009		163,335	-7.20%	151,742	-7.10%	142,802	-5.89%	142,499	-0.21%



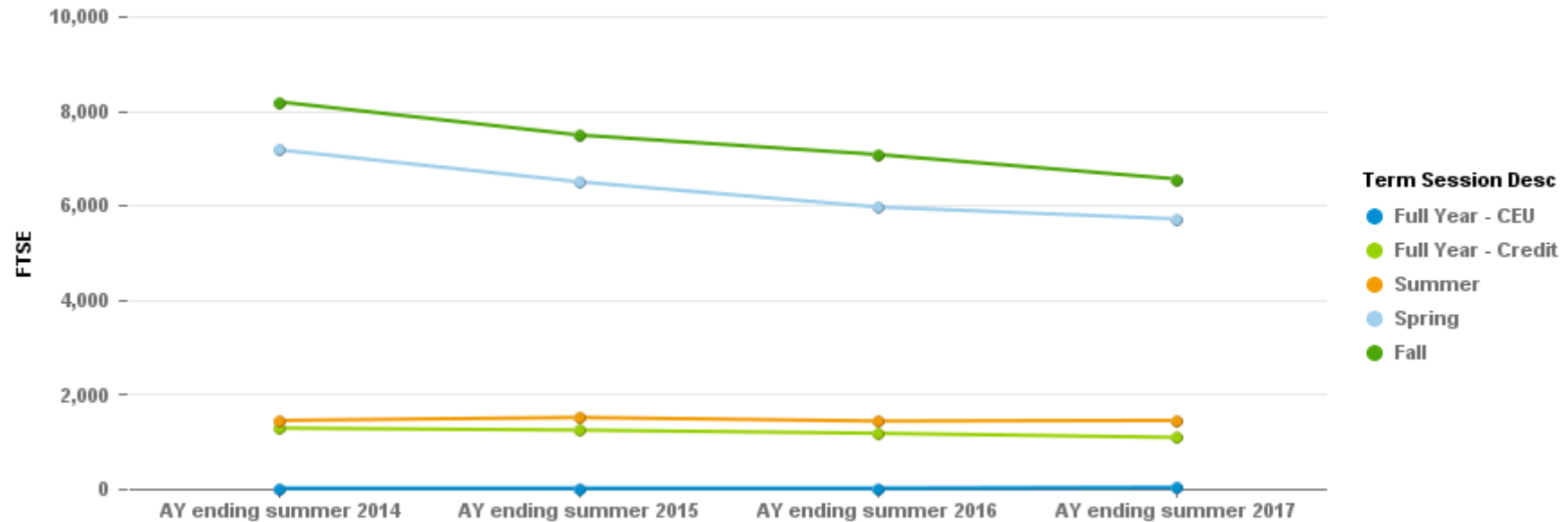
FTSE Summary by Term

CTD and Adult Education generate FTSE, but are not included here, the needed data elements are not available.

Filters:

Data as of COB: 11/25/18

	AY ending summer 2014		AY ending summer 2015		AY ending summer 2016		AY ending summer 2017		AY ending summer 2018	
	N	% change from previous year	N	% change from previous year	N	% change from previous year	N	% change from previous year	N	% change from previous year
Fall	8,183.14		7,483.12	-8.55%	7,070.03	-5.52%	6,550.96	-7.34%	6,524.81	-0.40%
Spring	7,166.48		6,490.63	-9.43%	5,957.42	-8.22%	5,705.77	-4.22%	5,813.75	1.89%
Summer	1,436.43		1,499.37	4.38%	1,422.6	-5.12%	1,436.78	1.00%	1,425.77	-0.77%
Full Year - Credit	1,272.78		1,231.63	-3.23%	1,163.94	-5.50%	1,076.83	-7.48%	1,120.52	4.06%
Full Year - CEU	0.63		0.53	-14.89%	2	275.00%	16.18	709.17%	14.17	-12.46%
Total (unduplicated)	18,059.46		16,705.28	-7.50%	15,615.99	-6.52%	14,786.53	-5.31%	14,899.01	0.76%

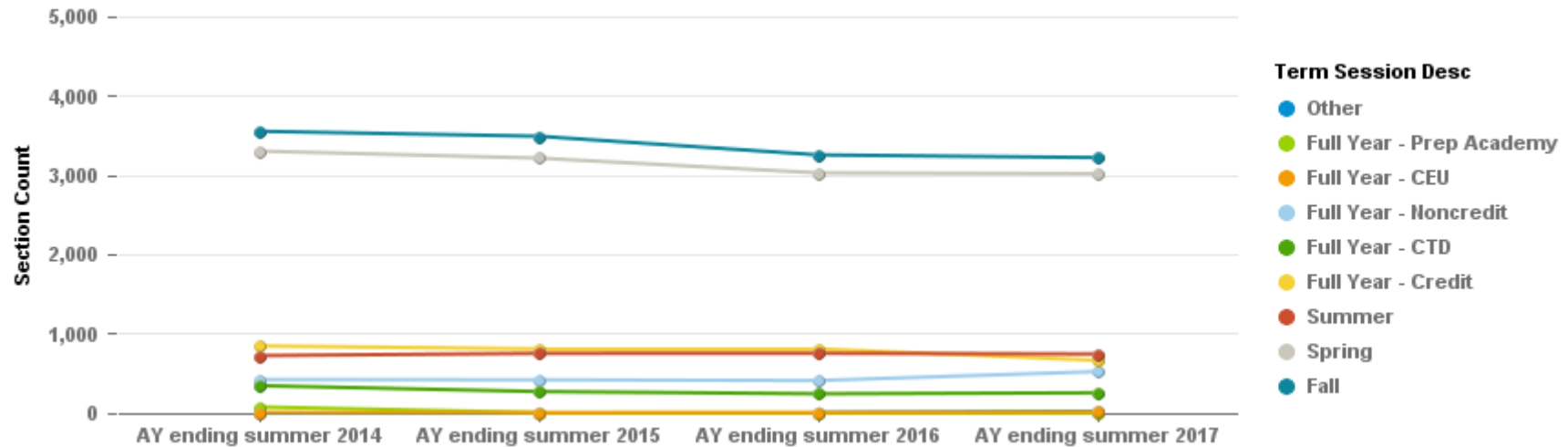


Section Summary by Term

Filters:

Data as of COB: 11/25/18

	AY ending summer 2014		AY ending summer 2015		AY ending summer 2016		AY ending summer 2017		AY ending summer 2018	
	N	% change from previous year	N	% change from previous year	N	% change from previous year	N	% change from previous year	N	% change from previous year
Fall	3,551		3,488	-1.77%	3,253	-6.74%	3,219	-1.05%	3,190	-0.90%
Spring	3,301		3,212	-2.70%	3,026	-5.79%	3,017	-0.30%	3,072	1.82%
Summer	720		748	3.89%	749	0.13%	740	-1.20%	734	-0.81%
Full Year - Credit	842		805	-4.39%	805	0.00%	660	-18.01%	665	0.76%
Full Year - CTD	340		266	-21.76%	238	-10.53%	250	5.04%	224	-10.40%
Full Year - Noncredit	418		414	-0.96%	405	-2.17%	518	27.90%	470	-9.27%
Full Year - CEU	3		1	-66.67%	2	100.00%	8	300.00%	8	0.00%
Full Year - Prep Academy	72		0	-100.00%	0		0		0	
Other	0		0		0		16		10	-37.50%
Total (unduplicated)	9,247		8,934	-3.38%	8,478	-5.10%	8,415	-0.74%	8,364	-0.61%



Summary Term Information

Filters:

Data as of COB: 11/25/18

Term Year	Enrollment Term	Term Desc	Term Session Desc	Days from Start of Term	Snapshot Date	Term Start Date	Term End Date
2014	201400	Non-credit Jul '13 - Jun '14	Full Year - Noncredit	393	7/29/14	7/1/13	6/30/14
2014	201403	CEU June '13 - June '14	Full Year - CEU	393	7/29/14	7/1/13	6/30/14
2014	201405	CTD, Full-year 13-14	Full Year - CTD	393	7/29/14	7/1/13	6/30/14
2014	201409	Full Academic Year 13-14	Full Year - Credit	393	7/29/14	7/1/13	6/30/14
2014	201410	Fall 2013	Fall	143	1/18/14	8/28/13	12/20/13
2014	201420	Spring 2014	Spring	148	6/18/14	1/21/14	5/20/14
2014	201430	Summer 2014	Summer	100	9/4/14	5/27/14	8/6/14
2014	201488	Prep Academy Jul '13 - Jun '14	Full Year - Prep Academy	393	7/29/14	7/1/13	6/30/14
2015	201500	Non-credit Jul '14 - Jun '15	Full Year - Noncredit	393	7/29/15	7/1/14	6/30/15
2015	201503	CEU June '14 - June '15	Full Year - CEU	393	7/29/15	7/1/14	6/30/15
2015	201505	CTD, Full-year 14-15	Full Year - CTD	393	7/29/15	7/1/14	6/30/15
2015	201509	Full Academic Year 14-15	Full Year - Credit	393	7/29/15	7/1/14	6/30/15
2015	201510	Fall 2014	Fall	143	1/16/15	8/26/14	12/18/14
2015	201520	Spring 2015	Spring	148	6/17/15	1/20/15	5/19/15
2015	201530	Summer 2015	Summer	100	9/3/15	5/26/15	8/5/15
2016	201600	Non-credit Jul '15 - Jun '16	Full Year - Noncredit	394	7/29/16	7/1/15	6/30/16
2016	201603	CEU June '15 - June '16	Full Year - CEU	394	7/29/16	7/1/15	6/30/16
2016	201605	CTD, Full-year 15-16	Full Year - CTD	394	7/29/16	7/1/15	6/30/16
2016	201609	Full Academic Year 15-16	Full Year - Credit	394	7/29/16	7/1/15	6/30/16
2016	201610	Fall 2015	Fall	145	1/18/16	8/26/15	12/20/15
2016	201620	Spring 2016	Spring	148	6/15/16	1/19/16	5/17/16

2016	201630	Summer 2016	Summer	100	9/8/16	5/31/16	8/10/16
2017	201700	Non-credit Jul '16 - Jun '17	Full Year - Noncredit	393	7/29/17	7/1/16	6/30/17
2017	201703	CEU June '16 - June '17	Full Year - CEU	393	7/29/17	7/1/16	6/30/17
2017	201704	Full Academic Year 16-17 CBE	Other	393	7/29/17	7/1/16	6/30/17
2017	201705	CTD, Full-year 2016-2017	Full Year - CTD	393	7/29/17	7/1/16	6/30/17
2017	201709	Full Academic Year 16-17	Full Year - Credit	393	7/29/17	7/1/16	6/30/17
2017	201710	Fall 2016	Fall	145	1/16/17	8/24/16	12/18/16
2017	201720	Spring 2017	Spring	148	6/14/17	1/17/17	5/16/17
2017	201730	Summer 2017	Summer	99	9/6/17	5/30/17	8/8/17
2018	201800	Non-credit Jul '17 - Jun '18	Full Year - Noncredit	393	7/29/18	7/1/17	6/30/18
2018	201803	CEU June '17 - June '18	Full Year - CEU	393	7/29/18	7/1/17	6/30/18
2018	201804	Full Academic Year 17-18 CBE	Other	393	7/29/18	7/1/17	6/30/18
2018	201805	CTD, Full-year 2017-2018	Full Year - CTD	393	7/29/18	7/1/17	6/30/18
2018	201809	Full Academic Year 17-18	Full Year - Credit	393	7/29/18	7/1/17	6/30/18
2018	201810	Fall 2017	Fall	145	1/15/18	8/23/17	12/17/17
2018	201820	Spring 2018	Spring	148	6/13/18	1/16/18	5/15/18
2018	201830	Summer 2018	Summer	100	9/6/18	5/29/18	8/8/18