

**Fall Longitudinal Report - Last Five Fall Terms**

Enrollment Term	201410	201510	201610	201710	201810
Term Desc	Fall 2013	Fall 2014	Fall 2015	Fall 2016	Fall 2017
Days from Start of Term	143	143	145	145	145
Snapshot Date	1/18/14	1/16/15	1/18/16	1/16/17	1/15/18
Term Start Date	8/28/13	8/26/14	8/26/15	8/24/16	8/23/17
Term End Date	12/20/13	12/18/14	12/20/15	12/18/16	12/17/17

Summary page shows aggregated longitudinal numbers of unduplicated headcount, enrollment, FTSE and number of sections (CRNs), along with key demographic characteristics, including race/ethnicity, gender, full/part-time status, and age groups.

Headcount here is unduplicated, meaning a student is counted only once within each breakdown category.

Headcount does not have a Total row, because the same student can be counted in more than one division.

Enrollment or seatcount, is a student count for which a student is counted as many times as he/she is enrolled in any section within each breakdown category. Thus, this is a duplicated headcount.

Annualized FTSE is the total number of student term credit hours divided by 30.

Most recent CTE list (as of 07/19/2018) is used for the report and applied to all terms.

Minority Students refers to students who are Hispanic, Black, Non-Hispanic, Asian, American Indian/Alaskan Native, Native Hawaiian or Pacific Islander

Meeting Days

U :Sunday

M :Monday

T :Tuesday

W :Wednesday

R :Thursday

F :Friday

S :Saturday

UMTWRFS :Self-paced

## New Divisions

All classes that are taught online, belong to the Pima Online division, except in following subjects: AJS, CRC, CUL, ECE, EDC, EDU, ESE, ETT, FSC, HIT, HRM, PHT, SSE, FSS . All classes that are not taught online, plus the classes from the subjects listed here, are dispatched into divisions according the following rule:

Critical Care: DCP,RAD,RTH,SG,HO,NRA,NRS and HCA 152

Applied Technology:

ATT,AUT,AVM,BCT,CAD,CCR,CNT,CPT,ELE,EUT,EVT,GTC,HVA,HVC,ICT,IDE,IMO,ISM,IMT,LTP,MAC,MCT,MFG,NGT,NRG,PFT,SLR,STP,TEP,TEC,WAT,WLD

Arts & Humanities: APD,ART,DAR,DNC,FDC,GAM,HON,HUM,MUP,MUS,PHI,REL,THE

Athletics, Fitness & Wellness: EW,FAW,FSS,HED,UFAW

Business and Information Technology:

ACC,BFS,BMG,BMS,BMT,BUS,CIS,CPD,CSA,CUL,DAE,DHE,DLT,FIN,HRM,HIT,HRS,IBS,ITB,ITC,ITD,ITE,ITF,ITL,ITM,ITU,ITW,MGT,MKT,MLA,MLS,NSP,OAP,PAR,TMA,TVL,UBUS,VET,WED

Communications: ARB,ASL,CHI,CMN,ELP,ESL,FRE,GER,GTW,ITA,ITP,JPN,JRN,KOR,LAT,LIS,LIT,POR,REA,RUS,SLG,SPA,SPE,SPN,TRS,WRT

Developmental Education: ICS

Education, Student Success and Biomedical Programs: CRC,MDA,MLT,PHB,PHT,CDA,ECE,EDC,EDN,EDS,EDU,ESE,ETT, STU ) and all HCA subjects (excluding HCA 152)

Mathematics: GTM , MAT , MA

Sciences: AGR,AST,BIO,CHM,ENG,ENV,FSN,GEO,GLG,OPS,PHY,SCA, SCT

Social Sciences: AIS,ANT,ARC,BHS,ECN,GIS,GLS,GWS,HIS,MAS,POS,PSY,SOC,SSE,WST

Workforce and Continuing Education: AJS,COR,CSM,CTE,EMS,EMT,FSC,FSD,GOV,LEA,LEN,LGM, TDT

## Old Divisions

All classes that are taught online,belong to the Pima Online division, except in following subjects: AJS,CRC,CUL,ECE,EDC,EDU,ESE,ETT,FSC,HIT,HRM,PHT. All classes that are not taught online, plus the classes from the subjects listed here, are dispatched into divisions according the following rule:

Allied Health: CRC,DAE,DCP,DHE,DLT,EQU,EGU,HCA,HIT,MDA,MLT,PHB,PHT,RAD,RTH,TMA,VET,VSC,WED

Applied Technology: ATT,AUT,AVM,BCT,CAD,CCR,CNT,CPT,ELE,GTC,EVT,EUT,HVA,HVC,ICT,IDE,IMO,ISM,LTP,MAC,MFG,NGT,NRG,PFT,SLR,STP,TEP,TEC,WAT,WLD

Arts & Humanities: APD,ART,DAR,DNC,FDC,GAM,HON,HUM,MUP,MUS,PHI,REL,THE

Fitness & Wellness: EW,FAW,FSS,HED

Business:ACC,BFS,BMS,BMT,BUS,CIS,CPD,CSA,CUL,FIN,HRM,HRS,IBS,ITB,ITD,ITE,ITF,ITL,ITM,ITW,MGT,MKT,MLA,MLS,NSP,OAP,PAR,TVL

Communications:ARB,ASL,CHI,CMN,ELP,ESL,FRE,GER,GTW,ITA,ITP,JPN,JRN,KOR,LAT,LIS,LIT,POR,REA,RUS,SLG,SPA,SPE,SPN,TRS,WRT

Developmental Education: ICS

Education: CDA,ECE,EDC,EDN,EDS,EDU,ESE,ETT,STU

Mathematics: GTM,MAT,MA

Nursing: NRA,NRS

Science: AGR,AST,BIO,CHM,ENG,ENV,FSN,GEO,GLG,OPS,PHY,SCA,SCT

Social Sciences: AIS,ANT,ARC,BHS,ECN,GIS,GLS,GWS,HIS,MAS,POS,PSY,SOC,SSE,WST

Workforce Development: AJS,COR,CTE,CSM,EMS,EMT,FSC,FSD,LEA,LEN,LGM,GOV,TDT

Other: all other subject prefixes not in this list.

## Last Five Fall Terms Summary - End of Term

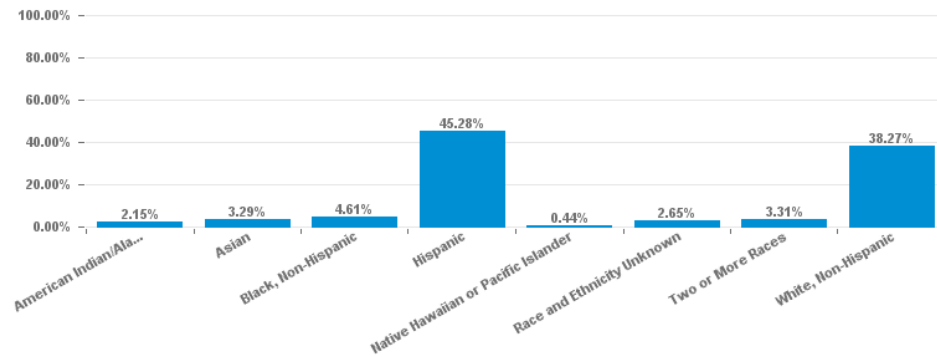
Data as of: 8/7/18

Filters:

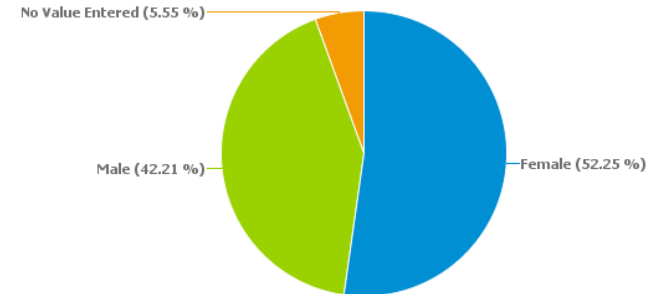
	Fall 2013		Fall 2014		Fall 2015		Fall 2016		Fall 2017	
	Number	% Change	Number	% Change	Number	% Change	Number	% Change	Number	% Change
<b>Headcount</b>	27,925		25,628	-8.23%	24,225	-5.47%	22,769	-6.01%	22,182	-2.58%
<b>Enrollment</b>	76,407		69,595	-8.92%	65,664	-5.65%	60,166	-8.37%	60,652	0.81%
<b>FTSE</b>	8,183		7,483	-8.56%	7,070	-5.52%	6,552	-7.33%	6,525	-0.40%
<b>Section (CRN) Count</b>	3,551		3,488	-1.77%	3,253	-6.74%	3,219	-1.05%	3,190	-0.90%

### Demographics:

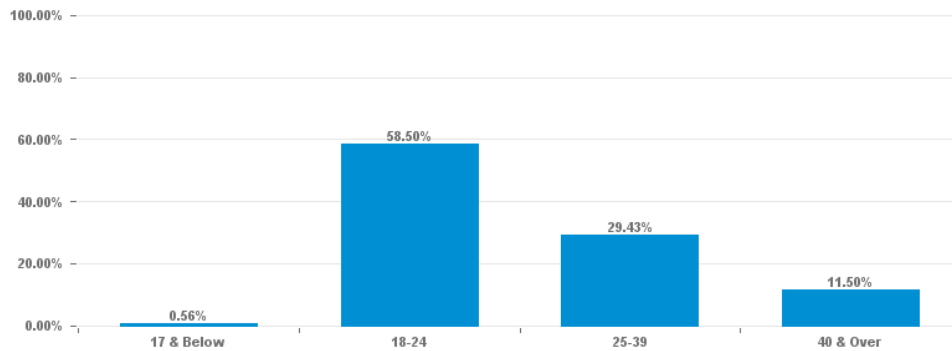
Fall 2017 -Race/Ethnicity



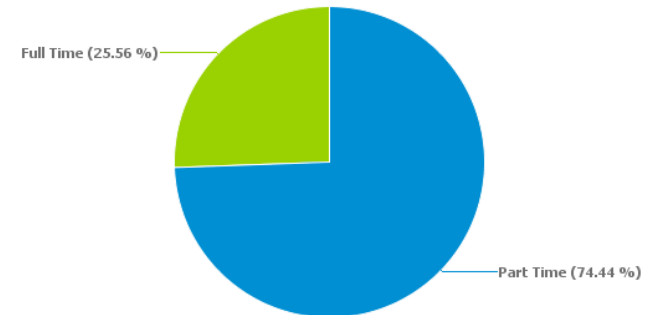
Fall 2017 -Gender



Fall 2017 -Age Groups



Fall 2017 -FTPT Status



## Headcount, Enrollment and FTSE - End of Term

Data as of: 8/7/18

Report is pre-filtered, if you would like to see other terms, please use the filter bar or Input Controls

Filters: Fall 2017

	Fall 2017					
	Headcount		Enrollment		FTSE	
	#	%	#	%	#	%
Mathematics	7,316	16.43%	7,472	12.32%	856	13.12%
Communications	6,770	15.20%	8,649	14.26%	962	14.74%
Pima Online	6,697	15.04%	10,777	17.77%	1,154	17.69%
Sciences	5,911	13.27%	7,062	11.64%	995	15.24%
Social Sciences	5,258	11.81%	6,654	10.97%	704	10.80%
Arts & Humanities	3,713	8.34%	4,947	8.16%	498	7.63%
Education, Student Success and Biomedical Programs	2,777	6.24%	3,469	5.72%	237	3.63%
Business and Information Technology	2,462	5.53%	4,610	7.60%	441	6.75%
Applied Technology	1,061	2.38%	2,146	3.54%	241	3.70%
Athletics, Fitness & Wellness	974	2.19%	1,339	2.21%	65	1.00%
Workforce and Continuing Education	833	1.87%	1,574	2.60%	177	2.71%
Critical Care	483	1.08%	1,672	2.76%	166	2.54%
Developmental Education	275	0.62%	281	0.46%	29	0.44%
<b>Total</b>		<b>100.00%</b>	<b>60,652</b>	<b>100.00%</b>	<b>6,525</b>	<b>100.00%</b>

## Headcount, Enrollment and FTSE Change - End of Term

Data as of: 8/7/18

If you would like see other terms, please choose from Input Controls.

### Filters:

	Fall 2016						Fall 2017					
	Headcount		Enrollment		FTSE		Headcount		Enrollment		FTSE	
	#	% Change	#	% Change	#	% Change	#	% Change	#	% Change	#	% Change
Applied Technology	1,163		2,429		277		1,061	-8.77%	2,146	-11.65%	241	-12.84%
Arts & Humanities	3,788		4,945		495		3,713	-1.98%	4,947	0.04%	498	0.68%
Athletics, Fitness & Wellness	934		1,212		58		974	4.28%	1,339	10.48%	65	13.02%
Business and Information Technology	2,771		4,840		470		2,462	-11.15%	4,610	-4.75%	441	-6.33%
Communications	7,403		9,316		1,030		6,770	-8.55%	8,649	-7.16%	962	-6.62%
Critical Care	432		1,557		146		483	11.81%	1,672	7.39%	166	13.43%
Developmental Education	209		219		24		275	31.58%	281	28.31%	29	17.95%
Education, Student Success and Biomedical Programs	1,620		2,358		200		2,777	71.42%	3,469	47.12%	237	18.72%
Mathematics	8,146		8,266		928		7,316	-10.19%	7,472	-9.61%	856	-7.79%
Pima Online	6,121		9,366		1,012		6,697	9.41%	10,777	15.07%	1,154	14.04%
Sciences	5,928		7,138		999		5,911	-0.29%	7,062	-1.06%	995	-0.46%
Social Sciences	5,530		6,992		739		5,258	-4.92%	6,654	-4.83%	704	-4.71%
Workforce and Continuing Education	849		1,528		173		833	-1.88%	1,574	3.01%	177	2.67%
<b>Total Change from Previous Term</b>							<b>-587</b>	<b>-2.58%</b>	<b>486</b>	<b>0.81%</b>	<b>-26.25</b>	<b>-0.40%</b>