

Degrees, Certificates, & MSAs 5-Year Trend (2020-2024)

Strategy, Analytics and Research

The reporting period for this report is the 12-month time period beginning July 1 of the previous calendar year and ending June 30 of the current calendar year. For example for fiscal year 2023: period is July 1, 2022 and June 30, 2023. This report represents information on the awards that PCC students received during the most recently completed fiscal year, including certificates and degrees for credit programs, and certificates of completion awards from the Center for Training and Development. This report also includes five-year trend data on awards by program.

Completers: Each student is counted only once (unduplicated count), regardless of the numbers of awards they received.

Completions: Students may be counted more than once if they received more than one award (duplicated count).

Science, Technology, Engineering, and Mathematics (STEM) fields are identified by Curriculum & Articulation Services Department.

Degrees:

Associate Degrees (AA, AAA, AAS, AB, AFA, AGS, AS)

Post-Degree Certificate (CERA)

Certificates of Completion (CERT)

Center for Training and Development certificates (CTD)

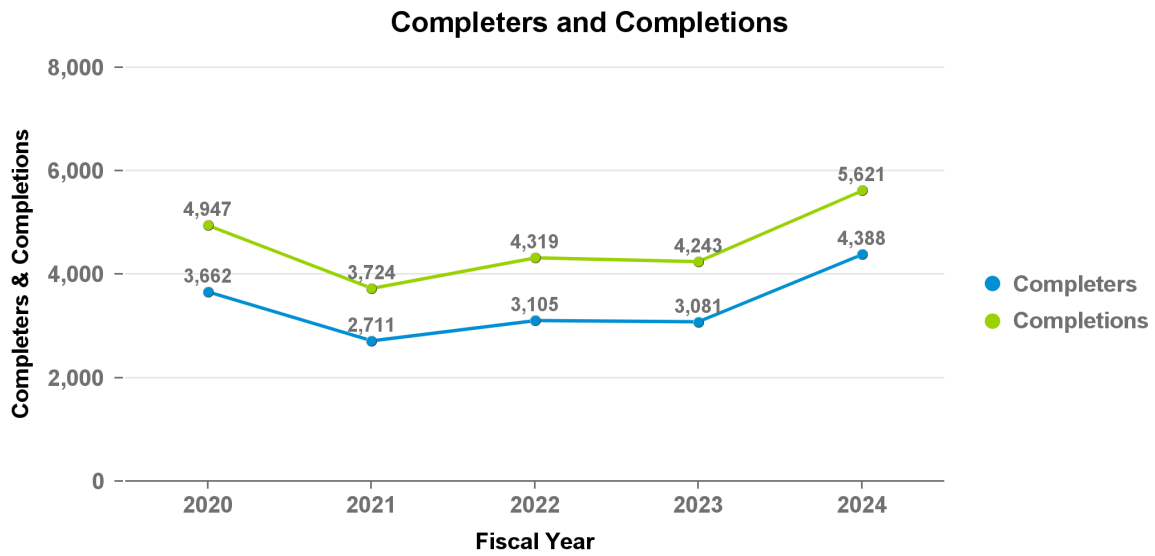
Arizona General Education Curriculum (AGECA, AGECEB, AGECS)

Marketable Skills Achievements (MSA) is a sequence of courses that meet the minimum standard for program length as specified by business & industry, or the Arizona Workforce Advisory Council and/or Local Workforce Investment Board for the federal Workforce Innovation and Opportunity Act (WIOA) program (recommended 6-15 credits for credit courses or 50-599 contact hours (i.e., clock hours or non credit course contact hours).

Completers and Completions Trend

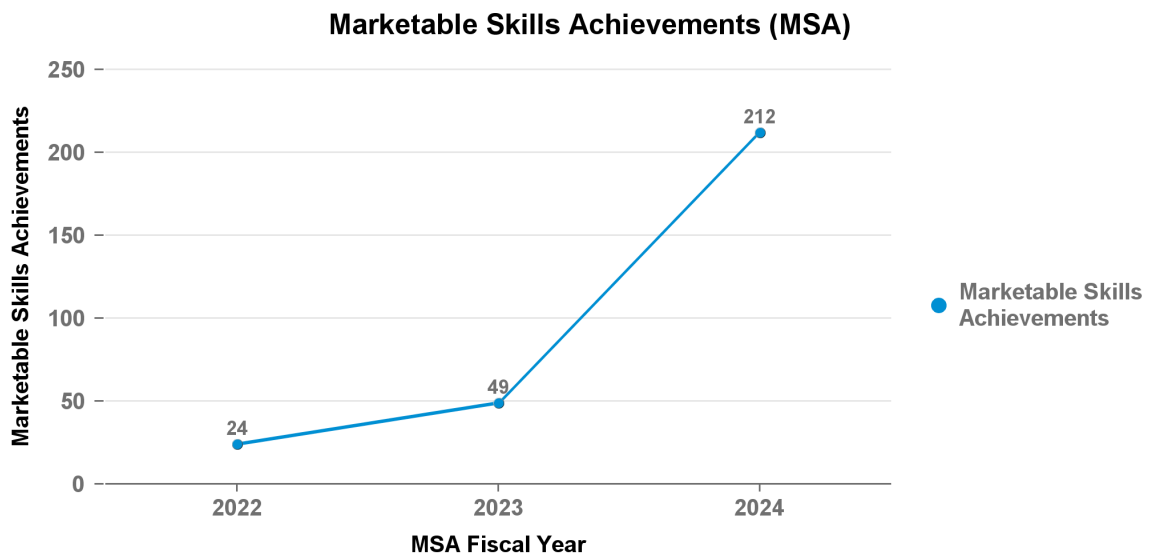
Filters:

	2020	2021	2022	2023	2024
Completers	3,662	2,711	3,105	3,081	4,388
Completions	4,947	3,724	4,319	4,243	5,621



Marketable Skills Achievements (MSA) Trend

	2022	2023	2024
Marketable Skills Achievement	24	49	212



Completers and Completions by Program

Filters:

Programs	Concentration Codes	2020	2021	2022	2023	2024
Accounting-AAS		22	21	17	16	18
Accounting Bookkeeping		13	18	23	24	29
Accounting-Cert		2	1	0	1	0
Accounting-Enrolled Agent-CERT		4	2	1	1	5
Admin Of Justice Studies-AA		38	2	0	0	0
Admin Of Justice Studies-AAS		7	5	0	0	0
Airframe Mechanics-CERT		33	51	47	64	45
Anthropology-AA	AANT	1	0	0	0	0
Anthropology-AA	AARC	1	0	0	0	0
Applied Arts-AAA		7	1	0	0	0
Archtectural Technician-Cert		11	8	8	6	5
Assoc of Sci (AGEC-S)	ASIG	1	1	0	0	0
Assoc of Sci (AGEC-S)	ENGR	22	11	11	3	2
Assoc of Sci (AGEC-S)		142	53	32	15	11
Automated IndustrialTechnology		0	1	2	8	11
Automated Indust Tech Level I		0	2	9	21	36
Automated Indust Tech Level II		0	1	8	9	18
Automotive Mechanics-Cert		13	27	22	29	39
Automotive Technology-AAS		6	6	7	20	15
Autonomous Vehicle Driver Ops		0	1	3	0	0
Aviation Technology-AAS	AVMA	1	0	0	0	0
Aviation Technology-AAS	AVMO	22	18	29	26	30

Programs	Concentration Codes	2020	2021	2022	2023	2024
Aviation Technology-AAS	AVMR	20	19	28	35	14
Aviation Technology-AAS	AVMU	2	0	1	2	0
Avionics Technician-Cert		3	12	1	8	0
Baking and Pastry		0	0	0	0	2
Beh Health Services -Cert		14	0	0	0	0
Biosciences LabTechnician-Cert		3	3	0	0	0
Bldg Cons/Solar Installer-Cert		1	0	0	0	0
Building and Construction Tech		1	19	4	5	10
Building & Const Advanced-Cert	BCTE	1	0	0	0	0
Building & Const Advanced-Cert	BCTH	5	1	0	0	0
Building & Const Basic-Cert		1	0	0	0	0
Building & Construction-AAS	BCTE	2	1	0	0	0
Building & Construction-AAS	BCTH	3	0	0	0	0
Building & Construction-AAS	BCTM	4	2	0	0	0
Business		2	14	25	35	46
Business-AAS	BUSK	1	1	2	2	0
Business-AAS	BUSL	1	0	0	0	0
Business-AAS	BUSM	28	12	5	2	0
Business Admin (ABUS)-AB		102	119	137	152	145
Business, Advanced-Cert		2	1	0	7	0
Business (AGEC-B) Certificate		124	138	160	171	256
Business, Basic-Cert		2	4	17	20	18
Business&Industry Tec,Adv-Cert	BI2A	4	0	2	13	0
Business&Industry Tec,Adv-Cert	BI2B	8	0	1	1	10
Business&Industry Tec,Adv-Cert	BI2C	14	0	5	22	0
Business&Industry Tec,Adv-Cert	BI2D	4	0	0	2	12
Business&Industry Tec,Adv-Cert	BI3A	2	0	0	0	0

Programs	Concentration Codes	2020	2021	2022	2023	2024
Business&Industry Tec,Adv-Cert	BI3B	6	0	1	1	0
Business&Industry Tec,Adv-Cert	BI3C	7	0	2	0	0
Business&Industry Tec,Adv-Cert	BI3D	0	0	0	2	0
Business&Industry Tec,Adv-Cert	BIPJ	2	0	0	4	4
Business&Industry Tec,Adv-Cert	BIPL	2	0	0	0	0
Business&Industry Tec,Adv-Cert	BITA	1	0	1	1	0
Business&Industry Tec,Bsc-Cert	BIPE	13	0	0	10	33
Business&Industry Tec,Bsc-Cert	BIPI	18	0	21	35	37
Business&Industry Tec,Bsc-Cert	BIPK	107	0	103	108	130
Business&Industry Tec,Bsc-Cert	BIWA	2	0	0	0	0
Business&Industry Tec,Bsc-Cert	BIWB	1	0	0	0	0
Business&Industry Tec,Bsc-Cert	BIWC	1	0	0	0	0
Business & Industry Tech-AAS		1	0	0	0	0
Cabinetmaker-Cert		0	3	2	1	2
CAD Technician-Cert		19	10	12	16	17
Carpenter-Cert		0	8	3	0	7
Civil Engineer CADTech-Cert		10	0	1	5	0
Class A Vehicle Driver-Cert		41	15	34	62	74
ClassB Com Drive License -Cert		13	0	3	11	31
Clinical Research Coord-AAS		4	10	14	18	13
Clinical Research Professional		0	0	0	1	7
CNC Operator-Cert		8	6	9	7	4
Coaching-Cert		2	0	0	0	0
Comp Aided Drafting/Design-AAS	DFTA	8	7	10	9	6
Comp Aided Drafting/Design-AAS	DFTC	9	5	8	6	3
Comp Aided Drft/Desn Adv-Cert		2	0	0	0	0
Comp Aided Drft/Desn Bsc-Cert		4	0	0	0	0

Programs	Concentration Codes	2020	2021	2022	2023	2024
Computer Programmer/Analyst	CPMA	3	6	8	5	5
Computer Programmer/Analyst	CPMC	4	4	5	0	0
Computer Programmer/Analyst		0	1	3	10	22
Computer Systems Admin-AAS	CSNA	23	5	8	0	0
Computer Systems Admin-AAS	CSNY	33	6	2	0	0
Computer Systems Admin-AAS		4	31	32	38	22
Culinary Arts-AAS		18	15	14	0	0
Culinary Arts-Cert		8	1	2	5	1
Culinary Fundamentals-CERT		18	3	11	3	29
Cyber Security		0	2	10	26	46
Dental Assistant-Cert		0	42	22	22	13
Dental Hygiene-AAS		25	29	27	29	29
Dental Lab Technology-AAS		2	7	3	5	2
Digital and Film Arts-AAS		9	1	0	0	0
Digital Arts-AAS	DARD	9	11	22	15	20
Digital Arts-AAS	DARI	3	0	0	0	0
Digital Arts-AAS	DARW	5	7	2	2	7
Digital Film Animation-AAS		6	1	0	0	0
Digital Film Arts & Animation	DAAA	7	8	3	13	10
Digital Film Arts & Animation	DAAF	7	12	11	10	16
Digital Game & Simulation -AAS	DAGA	3	4	8	3	10
Digital Game & Simulation -AAS	DAGP	2	1	4	2	3
Early Childhood Asst Educ-CERT		2	2	0	10	7
Early Childhood Education-AA		2	1	0	0	0
Early Childhood Studies - AAS		24	9	10	19	18
Early Child Studies Adv-Cert		9	0	0	0	0
ECS Child DevelopmentAssociate		1	0	5	2	1

Programs	Concentration Codes	2020	2021	2022	2023	2024
Education-AA	EDUL	13	1	0	0	0
Education-AA		3	3	3	0	0
Electrical Utility Tech-Cert		3	1	0	0	0
Electrician-Cert		5	12	9	11	20
Elementary Certification-CERA		23	22	29	18	23
Emergency Medical Tech-Cert		113	187	114	183	175
EMT Paramedic-AAS		50	32	67	63	80
Energy Technology Level I		1	8	2	5	5
Energy Technology Level II		1	2	1	0	0
Engineering Genrl Studies-AGS	AGEM	1	0	0	0	0
Fashion Design-Cert		6	7	5	1	0
Field Archaeology		4	1	4	8	16
Fire & Emergency Srv Higher Ed		7	2	5	10	7
Fire Science-AAS		2	0	0	0	0
Fire Science - Cert		24	27	54	44	70
Fitness Professional-Cert		10	7	18	10	20
General Mechanics-Cert		40	58	82	10	22
General Studies-AGS		156	53	51	52	93
Health Information Techn-Cert	OAHB	22	20	21	4	0
Health Information Techn-Cert	OAHM	1	0	0	0	0
Health Information Technology		25	17	30	30	32
Health & Wellness Coach Cert		10	6	3	5	14
Honors Program-Cert		5	6	6	5	8
Hospitality Leadership	HSPB	0	0	0	0	2
Hospitality Leadership	HSPC	0	0	2	3	6
Hospitality Leadership	HSPH	0	0	0	2	4
Hospitality Leadership	HSPT	0	0	0	2	3

Programs	Concentration Codes	2020	2021	2022	2023	2024
Hotel & Restaurant Mgmt-AA		7	0	0	0	0
Hotel & Restaurant Mgmt-Cert		4	4	1	3	3
Human Resources-Cert		25	27	31	58	45
HVAC-R Technician-CERT		7	16	11	4	10
Industrial Technology Level I		14	1	5	0	0
IT Support Specialist		0	3	10	41	52
IT Support Technician		0	14	38	83	103
Justice Professions	JUSD	0	0	2	2	1
Justice Professions	JUSE	13	10	7	13	7
Keyboard Operator-CTD		1	0	0	0	0
Law Enforcement-AAS		3	0	0	0	0
Law Enforcement Academy-AAS		1	0	0	0	0
Law Enforcement Academy-CERT		59	9	2	3	161
Liberal Arts	ALAA	3	8	3	4	1
Liberal Arts	ALAB	0	0	3	4	4
Liberal Arts	ALAC	2	8	8	7	5
Liberal Arts	ALAD	10	18	35	25	18
Liberal Arts	ALAE	5	10	18	15	5
Liberal Arts	ALAF	1	5	5	5	3
Liberal Arts	ALAG	111	200	322	146	60
Liberal Arts	ALAH	4	6	12	11	4
Liberal Arts	ALAJ	11	44	68	47	13
Liberal Arts	ALAN	4	14	13	12	7
Liberal Arts	ALAO	0	10	7	3	3
Liberal Arts	ALAP	24	41	37	9	9
Liberal Arts	ALAR	0	9	8	3	1
Liberal Arts	ALAS	3	7	9	8	3

Programs	Concentration Codes	2020	2021	2022	2023	2024
Liberal Arts	ALAT	5	4	7	3	6
Liberal Arts	ALAV	7	19	21	21	14
Liberal Arts	ASLI	1	2	5	0	0
Liberal Arts	EGTS	0	0	1	0	0
Liberal Arts		0	0	0	221	465
Liberal Arts(AGEC-A)-AA	ALAG	2	0	0	0	0
Liberal Arts(AGEC-A)-AA	ALAH	8	3	0	0	0
Liberal Arts(AGEC-A)-AA	ALAN	0	0	1	0	0
Liberal Arts(AGEC-A)-AA	ALAP	55	18	5	1	1
Liberal Arts(AGEC-A)-AA	ASLI	4	4	0	0	0
Liberal Arts(AGEC-A)-AA	EGTS	1	0	0	1	0
Liberal Arts(AGEC-A)-AA		418	145	87	22	18
LiberalArtsCertification-AGECA		1,067	772	866	742	1,349
Logistics & Sup Chain Mgmt-AAS		11	7	8	12	14
Log & Sup Chain Mgmt, Adv-Cert		1	0	0	0	0
Log & Sup Chain Mgmt, Bsc-Cert		14	6	8	6	8
Machine Tool Technology		3	6	9	2	9
Machine Tool Technology-AAS	MACC	1	0	0	0	0
Machine Tool Technology-AAS	MACI	2	0	0	0	0
Machine Tool Technology-AAS	MACP	12	3	0	0	0
Machine Tool Technology-AAS	MACR	1	0	0	0	0
Machine Tool Technology-Cert	MACM	1	0	0	0	0
Mach Insp& Qual Assurance-CERT		9	7	8	8	3
Mechanical/Electro-Mech-CERT		4	9	9	8	6
Medical Assistant - CERT		52	47	30	48	36
Medical Billing & Coding-CERT		0	6	30	46	61
Medical Lab Technician-AAS		11	10	8	10	10

Programs	Concentration Codes	2020	2021	2022	2023	2024
Medical Office Clerk-CTD		11	0	4	0	0
Medical Office Specialist-CTD		7	5	0	0	0
Med Record Tech Billing&Coding		3	0	0	0	0
Nursing-AAS		179	200	184	151	149
Nursing Assistant-Cert		2	0	0	0	0
Nursing Assistant-CTD		121	22	0	0	0
Office Assistant I-CTD		7	3	1	0	0
Office Assistant II-CTD		7	2	1	0	0
Paralegal, Legal Assistant-AAS		17	16	15	20	14
Paralegal Legal Assistant-CERA		12	5	16	18	10
Pharmacy Technology-AAS		7	1	0	0	0
Pharmacy Technology-Cert		7	10	12	12	12
Phlebotomy - CERT		25	8	14	5	14
Plumber-CERT		1	3	5	2	6
Political Science-AA		6	1	0	0	0
Powerplant-Cert		40	44	43	47	62
Practical Nurse		0	0	0	41	80
Practical Nurse-CTD		62	49	42	0	0
Programmer/Analyst-AAS		7	3	1	2	0
Radiologic Technology-AAS		18	9	27	16	21
Respiratory Care-AAS		28	24	23	19	24
Retail&Fashion Consumer Sci-AA		1	1	0	0	0
Revit Technician-CERT		6	6	7	2	3
Science	ASIB	0	5	5	9	12
Science	ASIC	0	2	1	0	0
Science	ASIG	19	48	76	55	38
Science	ENGR	4	16	38	45	39

Programs	Concentration Codes	2020	2021	2022	2023	2024
Science		0	0	0	32	96
Science (AGEC-S) Certificate		222	162	192	181	266
Secondary Certification-CERA		40	32	41	32	30
Social Services-AA		25	6	0	0	0
Social Services-AAS		4	6	7	5	9
Social Services-Cert		27	17	7	5	3
Sociology-AA		2	0	0	0	0
Soc Svs-Cmnty Health Adv-Cert		3	0	0	0	0
Solid Works Designer-Cert		12	11	11	9	8
Sp Ed Endorse Cert Tch-CERA		0	0	17	24	18
Sp Ed Mild-Mod Dis Certif-CERA	EDSM	9	0	0	0	0
Sp Ed Mild-Mod Dis Certif-CERA		22	12	40	31	31
Sp Ed Mild-Mod Dis/Teach-CERA	EDTM	2	0	0	0	0
Sp Ed Mild-Mod Dis/Teach-CERA		8	3	10	1	0
Structural Repair-Cert		0	0	4	0	0
Substn Use Disorder Spec-AAS		2	2	0	1	1
Substn Use Disord Spec-Cert		8	3	3	0	0
Surgical Technologist-CTD		12	10	0	0	0
Surgical Technology		0	0	0	4	10
Systems Admin/Networking-Cert	CSNA	1	0	0	0	0
Systems Admin/Networking-Cert	CSNM	1	0	0	0	0
Systems Admin/Networking-Cert	CSNX	1	0	0	0	0
Teacher Certification-CERA	EDUD	26	0	0	0	0
Teacher Certification-CERA	EDUT	17	0	0	0	0
Therapeutic Massage-AAS		0	2	0	0	0
Therapeutic Massage-Cert		10	6	5	5	6
Trans. & Interpretation-AAS		9	2	1	0	0

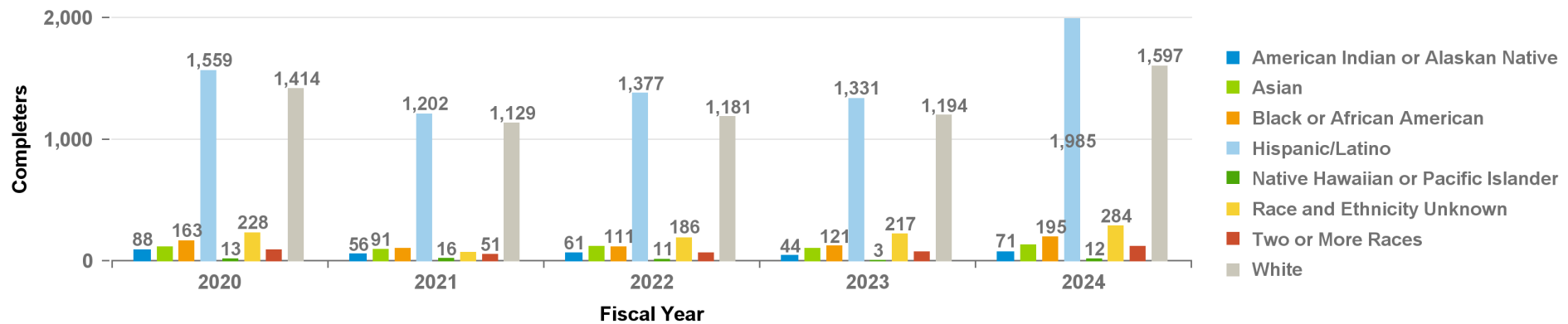
Programs	Concentration Codes	2020	2021	2022	2023	2024
Trans. & Interp. Studies-Cert		20	9	14	14	15
Veterinary Technician-AAS		30	23	28	31	27
Vet Practice Assistant-Cert		52	15	40	12	0
Visual and Performing Arts-AFA	AFAM	8	5	1	5	6
Visual and Performing Arts-AFA	AFAT	10	7	3	3	8
Visual and Performing Arts-AFA	AFAV	19	16	21	8	9
Visual and Performing Arts-AFA		0	0	0	12	28
Welding, Basic Certificate		2	9	19	8	16
Welding & Fabrication-AAS		8	22	16	10	18
Welding, Fabrication Certifica		1	8	17	7	8
Total Completions		4,945	3,724	4,319	4,243	5,621
Total Completers		3,662	2,711	3,105	3,081	4,388

Demographic Characteristics of Completers

Filters:

	2020		2021		2022		2023		2024	
	#	%	#	%	#	%	#	%	#	%
American Indian or Alaskan Native	88	2.40%	56	2.07%	61	1.96%	44	1.43%	71	1.62%
Asian	111	3.03%	91	3.36%	116	3.74%	100	3.25%	129	2.94%
Black or African American	163	4.45%	100	3.69%	111	3.57%	121	3.93%	195	4.44%
Hispanic/Latino	1,559	42.57%	1,202	44.34%	1,377	44.35%	1,331	43.20%	1,985	45.24%
Native Hawaiian or Pacific Islander	13	0.35%	16	0.59%	11	0.35%	3	0.10%	12	0.27%
Race and Ethnicity Unknown	228	6.23%	66	2.43%	186	5.99%	217	7.04%	284	6.47%
Two or More Races	86	2.35%	51	1.88%	62	2.00%	71	2.30%	115	2.62%
White	1,414	38.61%	1,129	41.65%	1,181	38.04%	1,194	38.75%	1,597	36.39%
Total	3,662	100.00%	2,711	100.00%	3,105	100.00%	3,081	100.00%	4,388	100.00%

Completers

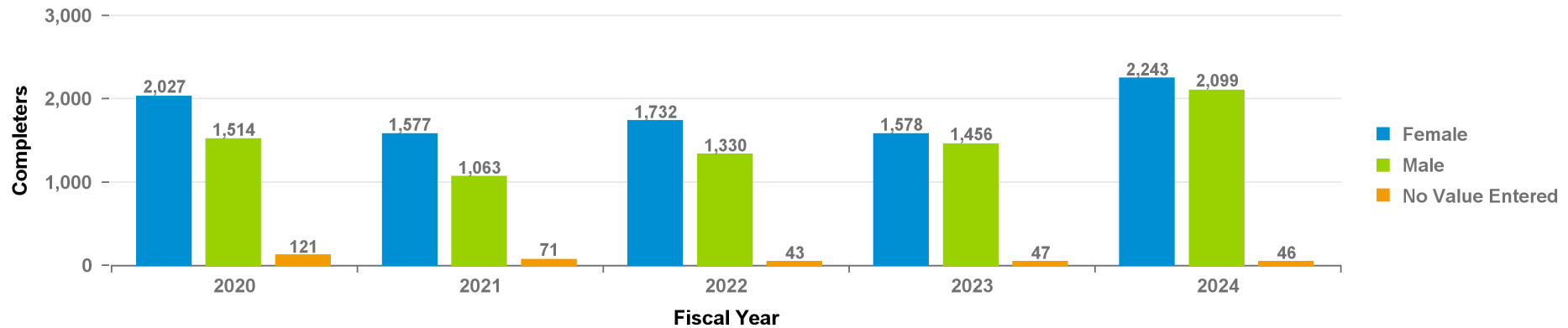


Demographic Characteristics of Completers

Filters:

	2020		2021		2022		2023		2024	
	#	%	#	%	#	%	#	%	#	%
Female	2,027	55.35%	1,577	58.17%	1,732	55.78%	1,578	51.22%	2,243	51.12%
Male	1,514	41.34%	1,063	39.21%	1,330	42.83%	1,456	47.26%	2,099	47.84%
No Value Entered	121	3.30%	71	2.62%	43	1.38%	47	1.53%	46	1.05%
Total	3,662	100.00%	2,711	100.00%	3,105	100.00%	3,081	100.00%	4,388	100.00%

Completers

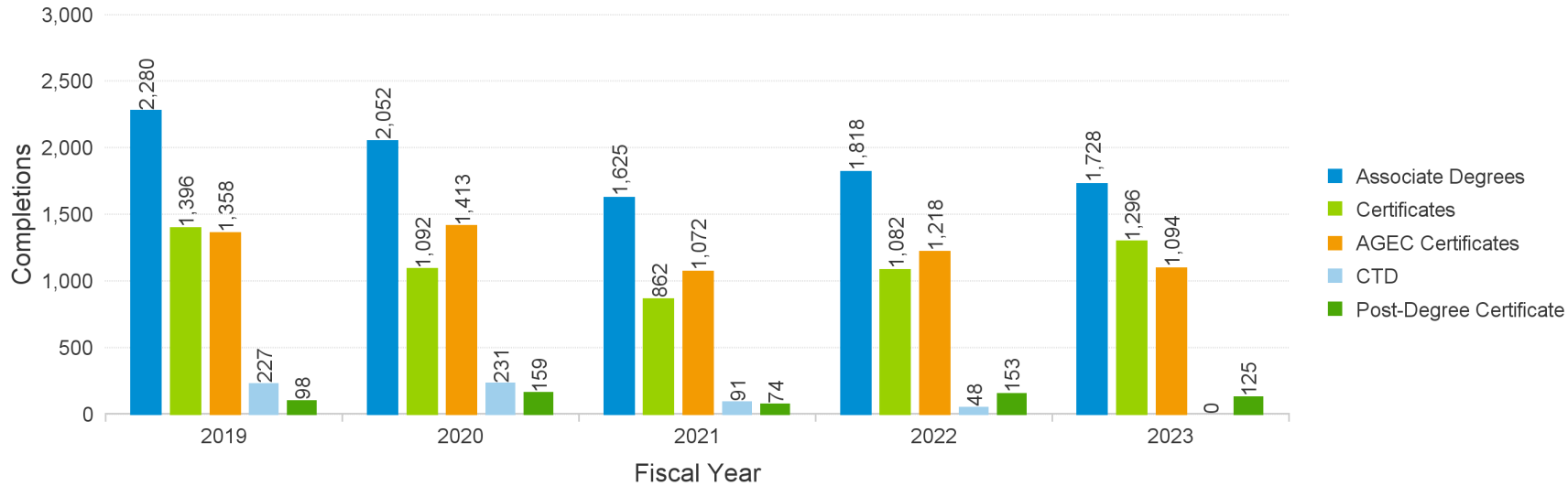


Completions by Award Type

Filters:

	2020		2021		2022		2023		2024	
	#	%	#	%	#	%	#	%	#	%
Associate Degrees	2,052	41.48%	1,625	43.64%	1,818	42.09%	1,728	40.73%	1,951	34.71%
Certificates	1,092	22.07%	862	23.15%	1,082	25.05%	1,296	30.54%	1,680	29.89%
AGEC Certificates	1,413	28.56%	1,072	28.79%	1,218	28.20%	1,094	25.78%	1,871	33.29%
CTD	231	4.67%	91	2.44%	48	1.11%	0	0.00%	0	0.00%
Post-Degree Certificate	159	3.21%	74	1.99%	153	3.54%	125	2.95%	119	2.12%
Total	4,947	100.00%	3,724	100.00%	4,319	100.00%	4,243	100.00%	5,621	100.00%

Completions by Fiscal Year and Award Type



Marketable Skills Achievements by Program

Filters:

Programs	2022	2023	2024	Total
Automotive Service Technician	3	2	4	9
Carpenter Level 1	3	6	6	15
Community Health Worker	0	0	59	59
Electrician Level 1	5	11	11	27
Emergency Medical Technician	6	11	10	27
Fundamental Culinary Skills	0	0	4	4
HIT Medical Billing and Coding	0	0	12	12
HIT Medical Records	0	1	18	19
Intro. Construction Skills	0	0	13	13
IT Support Specialist Level 1	5	6	18	29
Part 65: Airframe & Powerplant	0	0	38	38
Phlebotomy for Law Enforcement	0	10	17	27
Plumber Level 1	2	3	5	10
Total Completers	24	49	212	285
Total Completions	24	50	215	289

Marketable Skills Achievements by Program
Filters:

	2022		2023		2024	
	#	%	#	%	#	%
American Indian or Alaskan Native	0	0.00%	2	4.08%	4	1.89%
Asian	0	0.00%	0	0.00%	1	0.47%
Black or African American	1	4.17%	2	4.08%	16	7.55%
Hispanic/Latino	14	58.33%	19	38.78%	90	42.45%
Native Hawaiian or Pacific Islander	1	4.17%	1	2.04%	0	0.00%
Race and Ethnicity Unknown	0	0.00%	3	6.12%	43	20.28%
Two or More Races	0	0.00%	3	6.12%	4	1.89%
White	8	33.33%	19	38.78%	54	25.47%
Total Completers	24	100.00%	49	100.00%	212	100.00%

	2022		2023		2024	
	#	%	#	%	#	%
Female	5	20.83%	13	26.53%	101	47.64%
Male	19	79.17%	32	65.31%	93	43.87%
No Value Entered	0	0.00%	4	8.16%	18	8.49%
Total Completers	24	100.00%	49	100.00%	212	100.00%

	2022		2023		2024	
	#	%	#	%	#	%
17 & Below	0	0.00%	0	0.00%	1	0.47%
18-24	8	33.33%	12	24.49%	29	13.68%
25-39	8	33.33%	28	57.14%	104	49.06%
40 & Over	8	33.33%	9	18.37%	78	36.79%
Total Completers	24	100.00%	49	100.00%	212	100.00%