

**Survey of Entering Student Engagement - Pima Community College (2021 Administration)**

**2021 Benchmark Scores Report - Main Survey**

Comparison Group: Extra-Large Colleges in the 2021 Cohort\*

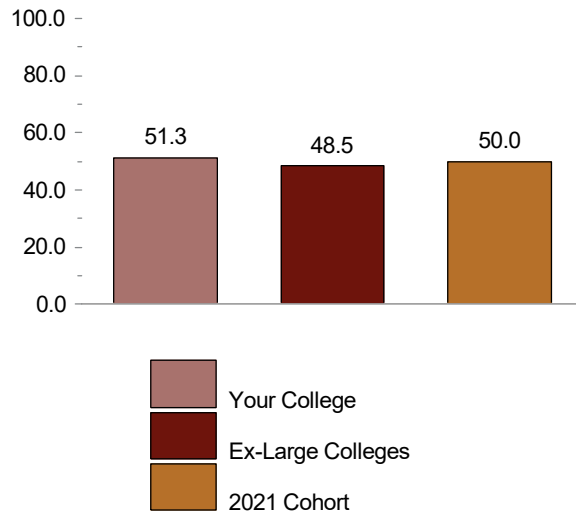
Entering Students Only

[Weighted]

Benchmark	Your College	Ex-Large Colleges		2021 Cohort	
	Score	Score	Difference	Score	Difference
Early Connections	51.3	48.5	2.8	50.0	1.3
High Expectations and Aspirations	54.0	49.1	4.9	50.0	4.0
Clear Academic Plan and Pathway	45.0	46.3	-1.4	50.0	-5.0
Effective Track to College Readiness	49.4	45.1	4.3	50.0	-0.6
Engaged Learning	51.4	49.7	1.7	50.0	1.4
Academic and Social Support Network	53.0	47.4	5.6	50.0	3.0

\* The comparison group and cohort columns on this page INCLUDE your college.

**Survey of Entering Student Engagement**  
**Pima Community College (2021 Administration)**  
**2021 Benchmark Bar Chart - Main Survey**  
Comparison Group: Extra-Large Colleges in the 2021 Cohort\*  
Entering Students Only  
[Weighted]  
Early Connections (EARLYCON)



\* The comparison group and cohort bars on this page INCLUDE your college.

**Survey of Entering Student Engagement - Pima Community College (2021 Administration)**

**2021 Benchmark Means Report - Main Survey**

Comparison Group: Extra-Large Colleges in the 2021 Cohort\*

Entering Students Only

[Weighted]

Early Connections (EARLYCON)

Item	Variable	Your College	Ex-Large Colleges		2021 Cohort	
		Mean	Mean	Effect Size**	Mean	Effect Size**
Item 18: Think about your experiences from the time of your decision to attend this college through the end of the first three weeks of your first semester/quarter.						
1 = Strongly disagree, 2 = Disagree, 3 = Neutral, 4 = Agree, 5 = Strongly agree						
18a. The very first time I came to this college I felt welcome [EARLYCON]	WELCOME	4.12	4.01		4.09	
18i. The college provided me with adequate information about financial assistance (scholarships, grants, loans, etc.) [EARLYCON]	FAINFO	3.53	3.49		3.60	
18j. A college staff member helped me determine whether I qualified for financial assistance [EARLYCON]	QUALFA	2.88	2.98		3.16	-0.24**
18p. At least one college staff member (other than an instructor) learned my name [EARLYCON]	CSTAFNAM	3.36	3.16		3.38	
One or more items in this benchmark are not suited to means calculations. Please see the Frequency Distribution that follows for these items.						

\* The comparison group and cohort columns on this page EXCLUDE your college.

\*\* T-test: 2-tailed

If a row contains less than 50 respondents, interpret the comparison results cautiously.

**Survey of Entering Student Engagement - Pima Community College (2021 Administration)**

**2021 Benchmark Frequency Distributions - Main Survey**

Comparison Group: Extra-Large Colleges in the 2021 Cohort\*

Entering Students Only

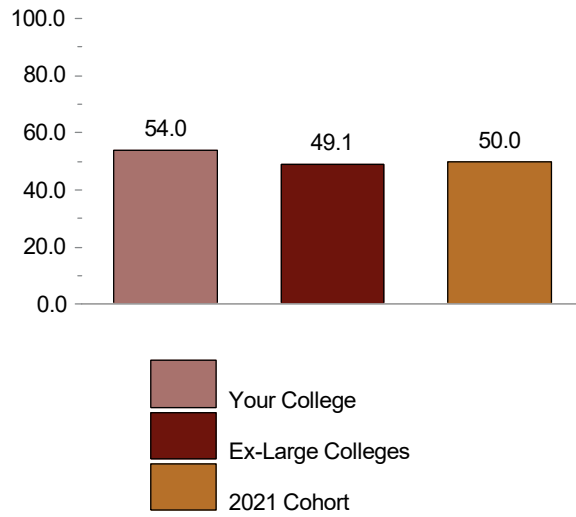
[Weighted]

Early Connections (EARLYCON)

Item	Variable	Responses	Your College		Ex-Large Colleges		2021 Cohort	
			Count	Percent	Count	Percent	Count	Percent
Item 18: Think about your experiences from the time of your decision to attend this college through the end of the first three weeks of your first semester/quarter.								
18a. The very first time I came to this college I felt welcome [EARLYCON]	WELCOME	Strongly disagree	5	0.9	39	0.5	219	0.6
		Disagree	10	1.8	123	1.6	565	1.5
		Neutral	110	20.4	1,961	25.2	8,171	21.3
		Agree	205	38.2	3,246	41.7	16,105	41.9
		Strongly agree	208	38.7	2,420	31.1	13,357	34.8
		Total	537	100.0	7,789	100.0	38,417	100.0
18i. The college provided me with adequate information about financial assistance (scholarships, grants, loans, etc.) [EARLYCON]	FAINFO	Strongly disagree	29	5.4	412	5.3	1,786	4.7
		Disagree	69	12.9	1,054	13.6	4,689	12.2
		Neutral	148	27.7	2,187	28.2	9,797	25.6
		Agree	164	30.8	2,517	32.4	12,962	33.8
		Strongly agree	123	23.2	1,589	20.5	9,072	23.7
		Total	532	100.0	7,760	100.0	38,306	100.0
18j. A college staff member helped me determine whether I qualified for financial assistance [EARLYCON]	QUALFA	Strongly disagree	66	12.5	889	11.5	3,439	9.0
		Disagree	145	27.4	2,125	27.4	9,177	24.0
		Neutral	177	33.6	2,094	27.0	10,019	26.2
		Agree	68	12.9	1,519	19.6	8,871	23.2
		Strongly agree	72	13.6	1,125	14.5	6,685	17.5
		Total	528	100.0	7,753	100.0	38,191	100.0
18p. At least one college staff member (other than an instructor) learned my name [EARLYCON]	CSTAFNAM	Strongly disagree	48	9.0	1,016	13.1	3,944	10.3
		Disagree	112	21.0	1,588	20.5	7,005	18.3
		Neutral	110	20.7	1,812	23.4	7,709	20.2
		Agree	127	23.8	1,789	23.1	9,681	25.3
		Strongly agree	135	25.4	1,545	19.9	9,918	25.9
		Total	533	100.0	7,750	100.0	38,259	100.0
Item 23								
23. Was a specific person assigned to you so you could see him/her each time you needed information or assistance? [EARLYCON]	ASNPERS	Yes	253	51.0	2,925	39.3	14,016	38.1
		No	243	49.0	4,527	60.7	22,773	61.9
		Total	495	100.0	7,453	100.0	36,789	100.0

\* The comparison group and cohort columns on this page EXCLUDE your college.  
Please see Table 1 for unweighted sample and population values of demographic items.

**Survey of Entering Student Engagement**  
**Pima Community College (2021 Administration)**  
**2021 Benchmark Bar Chart - Main Survey**  
Comparison Group: Extra-Large Colleges in the 2021 Cohort\*  
Entering Students Only  
[Weighted]  
High Expectations and Aspirations (HIEXPACT)



\* The comparison group and cohort bars on this page INCLUDE your college.

**Survey of Entering Student Engagement - Pima Community College (2021 Administration)**

**2021 Benchmark Means Report - Main Survey**

Comparison Group: Extra-Large Colleges in the 2021 Cohort\*

Entering Students Only

[Weighted]

High Expectations and Aspirations (HIEEXPECT)

Item	Variable	Your College	Ex-Large Colleges		2021 Cohort	
		Mean	Mean	Effect Size**	Mean	Effect Size**
Item 18: Think about your experiences from the time of your decision to attend this college through the end of the first three weeks of your first semester/quarter.						
1 = Strongly disagree, 2 = Disagree, 3 = Neutral, 4 = Agree, 5 = Strongly agree						
18b. The instructors at this college want me to succeed [HIEEXPECT]	WNTSCCD	4.43	4.27	0.23**	4.33	
18t. I have the motivation to do what it takes to succeed in college [HIEEXPECT]	ITTAKES	4.36	4.23		4.28	
18u. I am prepared academically to succeed in college [HIEEXPECT]	ACPRPRD	4.30	4.16		4.21	
Item 19: During the first three weeks of your first semester/quarter at this college, about how often did you do the following?						
1 = Never, 2 = Once, 3 = Two or three times, 4 = Four or more times						
19c. Turn in an assignment late [HIEEXPECT]	LATETURN	1.63	1.64		1.64	
19d. Not turn in an assignment [HIEEXPECT]	NOTTURN	1.46	1.53		1.48	
19f. Come to class without completing readings or assignments [HIEEXPECT]	NOTCOMPL	1.38	1.62	-0.30**	1.59	-0.26**
19s. Skip class [HIEEXPECT]	SKIPCL	1.24	1.27		1.29	

\* The comparison group and cohort columns on this page EXCLUDE your college.

\*\* T-test: 2-tailed

If a row contains less than 50 respondents, interpret the comparison results cautiously.

**Survey of Entering Student Engagement - Pima Community College (2021 Administration)**

**2021 Benchmark Frequency Distributions - Main Survey**

Comparison Group: Extra-Large Colleges in the 2021 Cohort\*

Entering Students Only

[Weighted]

High Expectations and Aspirations (HIEEXPECT)

Item	Variable	Responses	Your College		Ex-Large Colleges		2021 Cohort	
			Count	Percent	Count	Percent	Count	Percent
Item 18: Think about your experiences from the time of your decision to attend this college through the end of the first three weeks of your first semester/quarter.								
18b. The instructors at this college want me to succeed [HIEEXPECT]	WNTSCCD	Strongly disagree	3	0.5	18	0.2	105	0.3
		Disagree	2	0.3	58	0.8	249	0.6
		Neutral	39	7.3	1,015	13.1	4,205	11.0
		Agree	213	39.7	3,380	43.7	16,149	42.2
		Strongly agree	280	52.2	3,265	42.2	17,539	45.9
		Total	537	100.0	7,736	100.0	38,246	100.0
18t. I have the motivation to do what it takes to succeed in college [HIEEXPECT]	ITTAKES	Strongly disagree	1	0.1	95	1.2	359	0.9
		Disagree	17	3.2	215	2.8	854	2.2
		Neutral	51	9.6	1,074	13.8	4,895	12.8
		Agree	185	34.7	2,809	36.2	13,787	36.0
		Strongly agree	279	52.4	3,563	45.9	18,369	48.0
		Total	533	100.0	7,756	100.0	38,264	100.0
18u. I am prepared academically to succeed in college [HIEEXPECT]	ACPRPRD	Strongly disagree	3	0.5	73	0.9	325	0.8
		Disagree	10	2.0	183	2.4	795	2.1
		Neutral	67	12.6	1,354	17.4	5,919	15.5
		Agree	197	37.1	2,981	38.4	14,763	38.5
		Strongly agree	254	47.8	3,173	40.9	16,503	43.1
		Total	531	100.0	7,763	100.0	38,306	100.0
Item 19: During the first three weeks of your first semester/quarter at this college, about how often did you do the following?								
19c. Turn in an assignment late [HIEEXPECT]	LATETURN	Never	312	58.4	4,410	56.4	21,211	55.0
		Once	123	23.0	2,051	26.2	11,006	28.5
		Two or three times	85	15.9	1,121	14.3	5,219	13.5
		Four or more times	14	2.7	243	3.1	1,141	3.0
		Total	535	100.0	7,826	100.0	38,577	100.0
19d. Not turn in an assignment [HIEEXPECT]	NOTTURN	Never	366	68.5	4,980	64.5	25,530	66.9
		Once	107	20.0	1,639	21.2	8,091	21.2
		Two or three times	47	8.9	842	10.9	3,459	9.1
		Four or more times	14	2.6	262	3.4	1,055	2.8
		Total	535	100.0	7,724	100.0	38,135	100.0
19f. Come to class without completing readings or assignments [HIEEXPECT]	NOTCOMPL	Never	389	73.0	4,537	58.0	22,935	59.5
		Once	97	18.3	2,017	25.8	9,874	25.6
		Two or three times	35	6.6	978	12.5	4,446	11.5
		Four or more times	11	2.1	287	3.7	1,290	3.3
		Total	533	100.0	7,819	100.0	38,546	100.0

\* The comparison group and cohort columns on this page EXCLUDE your college.

Please see Table 1 for unweighted sample and population values of demographic items.

**Survey of Entering Student Engagement - Pima Community College (2021 Administration)**

**2021 Benchmark Frequency Distributions - Main Survey**

Comparison Group: Extra-Large Colleges in the 2021 Cohort\*

Entering Students Only

[Weighted]

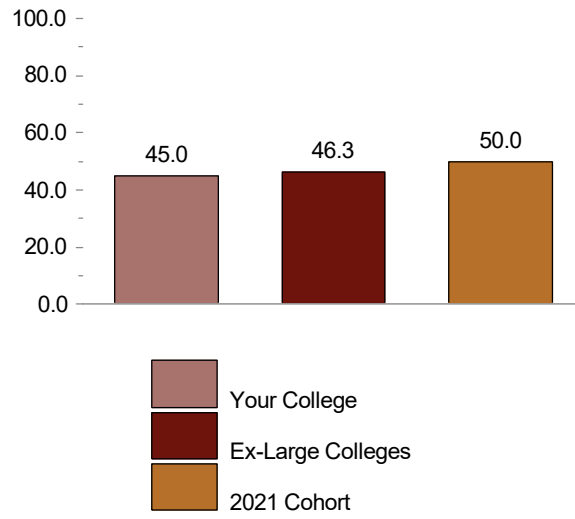
High Expectations and Aspirations (HIEXPECT)

Item	Variable	Responses	Your College		Ex-Large Colleges		2021 Cohort	
			Count	Percent	Count	Percent	Count	Percent
Item 19: During the first three weeks of your first semester/quarter at this college, about how often did you do the following?								
19s. Skip class [HIEXPECT]	SKIPCL	Never	437	82.2	6,335	81.3	30,711	79.8
		Once	65	12.1	955	12.3	5,090	13.2
		Two or three times	27	5.0	396	5.1	2,168	5.6
		Four or more times	4	0.7	107	1.4	525	1.4
		Total	532	100.0	7,792	100.0	38,494	100.0

\* The comparison group and cohort columns on this page EXCLUDE your college.  
Please see Table 1 for unweighted sample and population values of demographic items.



**Survey of Entering Student Engagement**  
**Pima Community College (2021 Administration)**  
**2021 Benchmark Bar Chart - Main Survey**  
Comparison Group: Extra-Large Colleges in the 2021 Cohort\*  
Entering Students Only  
[Weighted]  
Clear Academic Plan and Pathway (ACADPLAN)



\* The comparison group and cohort bars on this page INCLUDE your college.

**Survey of Entering Student Engagement - Pima Community College (2021 Administration)**

**2021 Benchmark Means Report - Main Survey**

Comparison Group: Extra-Large Colleges in the 2021 Cohort\*

Entering Students Only

[Weighted]

Clear Academic Plan and Pathway (ACADPLAN)

Item	Variable	Your College	Ex-Large Colleges		2021 Cohort	
		Mean	Mean	Effect Size**	Mean	Effect Size**
Item 18: Think about your experiences from the time of your decision to attend this college through the end of the first three weeks of your first semester/quarter.						
1 = Strongly disagree, 2 = Disagree, 3 = Neutral, 4 = Agree, 5 = Strongly agree						
18d. I was able to meet with an academic advisor at times convenient for me [ACADPLAN]	AACONTIM	3.80	3.68		3.88	
18e. An advisor helped me to select a course of study, program, or major [ACADPLAN]	AASELMAJ	3.59	3.67		3.85	-0.24**
18f. An advisor helped me to set academic goals and to create a plan for achieving them [ACADPLAN]	ACADGOAL	3.37	3.36		3.47	
18g. An advisor helped me to identify the courses I needed to take during my first semester/quarter [ACADPLAN]	CRSADV	3.72	3.83		4.03	-0.30**
18h. A college staff member talked with me about my commitments outside of school (work, children, dependents, etc.) to help me figure out how many courses to take [ACADPLAN]	OSCOMM	2.85	2.80		2.99	

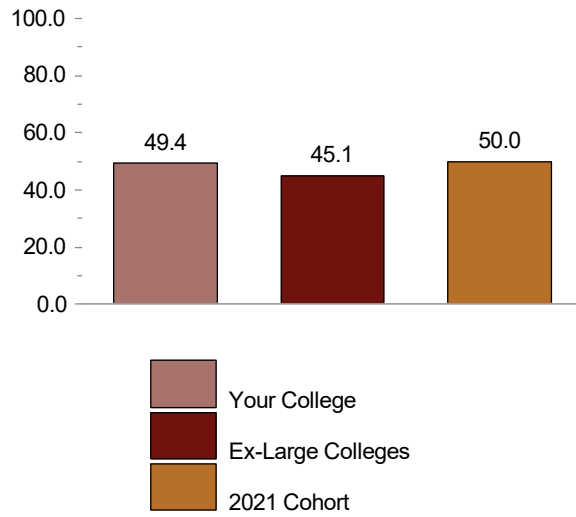
\* The comparison group and cohort columns on this page EXCLUDE your college.

\*\* T-test: 2-tailed

If a row contains less than 50 respondents, interpret the comparison results cautiously.



**Survey of Entering Student Engagement**  
**Pima Community College (2021 Administration)**  
**2021 Benchmark Bar Chart - Main Survey**  
Comparison Group: Extra-Large Colleges in the 2021 Cohort\*  
Entering Students Only  
[Weighted]  
Effective Track to College Readiness (COLLREAD)



\* The comparison group and cohort bars on this page INCLUDE your college.

**Survey of Entering Student Engagement - Pima Community College (2021 Administration)**

**2021 Benchmark Means Report - Main Survey**

Comparison Group: Extra-Large Colleges in the 2021 Cohort\*

Entering Students Only

[Weighted]

Effective Track to College Readiness (COLLREAD)

		Your College	Ex-Large Colleges		2021 Cohort	
Item	Variable	Mean	Mean	Effect Size**	Mean	Effect Size**
Item 21: Think about your experiences from the time of your decision to attend this college through the end of the first three weeks of your first semester/quarter. Within a class, or through another experience at this college:						
1 = Strongly disagree, 2 = Disagree, 3 = Neutral, 4 = Agree, 5 = Strongly agree						
21a. I learned to improve my study skills (listening, note taking, highlighting readings, working with others, etc.) [COLLREAD]	LNDSTUDY	4.00	3.96		4.02	
21b. I learned to understand my academic strengths and weaknesses [COLLREAD]	LNDACAWK	4.07	3.92		3.99	
21c. I learned skills and strategies to improve my test-taking ability [COLLREAD]	LNSKILLS	3.80	3.62		3.67	
One or more items in this benchmark are not suited to means calculations. Please see the Frequency Distribution that follows for these items.						

\* The comparison group and cohort columns on this page EXCLUDE your college.

\*\* T-test: 2-tailed

If a row contains less than 50 respondents, interpret the comparison results cautiously.

**Survey of Entering Student Engagement - Pima Community College (2021 Administration)**

**2021 Benchmark Frequency Distributions - Main Survey**

Comparison Group: Extra-Large Colleges in the 2021 Cohort\*

Entering Students Only

[Weighted]

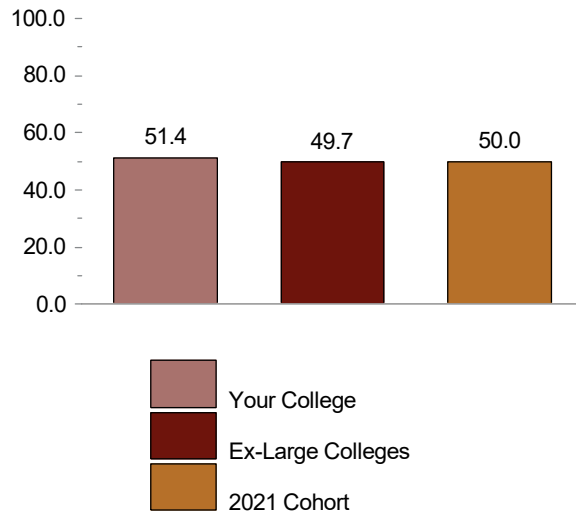
Effective Track to College Readiness (COLLREAD)

Item	Variable	Responses	Your College		Ex-Large Colleges		2021 Cohort	
			Count	Percent	Count	Percent	Count	Percent
Item 12: Think about your experiences from the time of your decision to attend this college through the end of the first three weeks of your first semester/quarter.								
12a. Before I could register for classes, I was required to take a placement test (COMPASS, ASSET, ACCUPLACER, SAT, ACT, etc.) to assess my skills in reading, writing, and/or math [COLLREAD]	REQPTST	Yes	285	54.7	3,304	43.6	21,750	58.0
		No	236	45.3	4,272	56.4	15,748	42.0
		Total	521	100.0	7,576	100.0	37,499	100.0
12b. I took a placement test (COMPASS, ASSET, ACCUPLACER, SAT, ACT, etc.) [COLLREAD]	TKPTST	Yes	275	54.3	3,977	53.8	24,397	66.4
		No	231	45.7	3,420	46.2	12,350	33.6
		Total	506	100.0	7,397	100.0	36,748	100.0
Item 14								
14. This college required me to enroll in classes indicated by my placement test scores during my first semester/quarter [COLLREAD]	REQCLASS	Yes	205	68.1	2,344	36.2	16,351	49.8
		No	96	31.9	4,138	63.8	16,458	50.2
		Total	301	100.0	6,482	100.0	32,809	100.0
Item 21: Think about your experiences from the time of your decision to attend this college through the end of the first three weeks of your first semester/quarter. Within a class, or through another experience at this college:								
21a. I learned to improve my study skills (listening, note taking, highlighting readings, working with others, etc.) [COLLREAD]	LNDSTUDY	Strongly disagree	18	3.6	140	1.8	642	1.7
		Disagree	18	3.6	346	4.5	1,534	4.1
		Neutral	86	17.0	1,611	21.1	7,394	19.6
		Agree	206	40.7	3,109	40.7	15,163	40.1
		Strongly agree	177	35.1	2,428	31.8	13,085	34.6
		Total	505	100.0	7,635	100.0	37,819	100.0
21b. I learned to understand my academic strengths and weaknesses [COLLREAD]	LNDACAWK	Strongly disagree	13	2.7	103	1.4	512	1.4
		Disagree	8	1.5	371	4.9	1,440	3.8
		Neutral	91	17.9	1,746	22.9	7,944	21.0
		Agree	212	42.1	3,228	42.4	15,975	42.3
		Strongly agree	181	35.8	2,171	28.5	11,888	31.5
		Total	505	100.0	7,617	100.0	37,759	100.0
21c. I learned skills and strategies to improve my test-taking ability [COLLREAD]	LNDKLLS	Strongly disagree	21	4.1	207	2.7	1,088	2.9
		Disagree	35	6.9	810	10.6	3,650	9.7
		Neutral	113	22.4	2,403	31.5	11,481	30.4
		Agree	191	37.8	2,434	31.9	11,848	31.4
		Strongly agree	145	28.8	1,770	23.2	9,698	25.7
		Total	505	100.0	7,624	100.0	37,764	100.0

\* The comparison group and cohort columns on this page EXCLUDE your college.

Please see Table 1 for unweighted sample and population values of demographic items.

**Survey of Entering Student Engagement**  
**Pima Community College (2021 Administration)**  
**2021 Benchmark Bar Chart - Main Survey**  
Comparison Group: Extra-Large Colleges in the 2021 Cohort\*  
Entering Students Only  
[Weighted]  
Engaged Learning (ENGAGLRN)



\* The comparison group and cohort bars on this page INCLUDE your college.

**Survey of Entering Student Engagement - Pima Community College (2021 Administration)**

**2021 Benchmark Means Report - Main Survey**

Comparison Group: Extra-Large Colleges in the 2021 Cohort\*

Entering Students Only

[Weighted]

Engaged Learning (ENGAGLRN)

		Your College	Ex-Large Colleges		2021 Cohort	
Item	Variable	Mean	Mean	Effect Size**	Mean	Effect Size**
Item 19: During the first three weeks of your first semester/quarter at this college, about how often did you do the following?						
1 = Never, 2 = Once, 3 = Two or three times, 4 = Four or more times						
19a. Ask questions in class or contribute to class discussions [ENGAGLRN]	ASKQUES	3.12	2.79	0.38**	2.83	0.33**
19b. Prepare at least two drafts of a paper or assignment before turning it in [ENGAGLRN]	PREPDRFT	2.23	2.12		2.13	
19e. Participate in supplemental instruction (extra class sessions with an instructor, tutor, or experienced student) [ENGAGLRN]	SUPINSTR	1.47	1.55		1.53	
19g. Work with other students on a project or assignment during class [ENGAGLRN]	PINCLASS	2.15	2.26		2.28	
19h. Work with classmates outside of class on class projects or assignments [ENGAGLRN]	PREPOUTC	1.42	1.53		1.56	
19i. Participate in a required study group outside of class [ENGAGLRN]	GRPSTUDY	1.15	1.26		1.28	
19j. Participate in a student-initiated (not required) study group outside of class [ENGAGLRN]	NRGSTUDY	1.21	1.30		1.30	
19k. Use an electronic tool (e-mail, text messaging, Facebook, MySpace, class Web site, etc.) to communicate with another student about coursework [ENGAGLRN]	USEINTMG	2.03	2.26	-0.20**	2.19	
19l. Use an electronic tool (e-mail, text messaging, Facebook, MySpace, class Web site, etc.) to communicate with an instructor about coursework [ENGAGLRN]	MAILFAC	2.74	2.43	0.30**	2.44	0.29**
19m. Discuss an assignment or grade with an instructor [ENGAGLRN]	FACASSN	2.03	2.02		2.09	
19n. Ask for help from an instructor regarding questions or problems related to a class [ENGAGLRN]	CLASSREL	2.44	2.29		2.37	
19o. Receive prompt written or oral feedback from instructors on your performance [ENGAGLRN]	FEEDBACK	2.97	2.46	0.50**	2.48	0.48**
19q. Discuss ideas from your readings or classes with instructors outside of class [ENGAGLRN]	FACIDOC	1.69	1.57		1.60	
Item 20.2: Think about your experiences from the time of your decision to attend this college through the end of the first three weeks of your first semester/quarter. How often did you use the following services?						
1 = Never, 2 = Once, 3 = Two or three times, 4 = Four or more times						
20.2d. Face-to-face tutoring [ENGAGLRN]	FFTUSE	1.20	1.28		1.27	
20.2f. Writing, math, or other skill lab [ENGAGLRN]	SKLABUSE	1.31	1.45		1.49	
20.2h. Computer lab [ENGAGLRN]	COMLBUSE	1.26	1.58	-0.34**	1.71	-0.44**

\* The comparison group and cohort columns on this page EXCLUDE your college.

\*\* T-test: 2-tailed

If a row contains less than 50 respondents, interpret the comparison results cautiously.



**Survey of Entering Student Engagement - Pima Community College (2021 Administration)**

**2021 Benchmark Frequency Distributions - Main Survey**

Comparison Group: Extra-Large Colleges in the 2021 Cohort\*

Entering Students Only

[Weighted]

Engaged Learning (ENGAGLRN)

			Your College		Ex-Large Colleges		2021 Cohort	
Item	Variable	Responses	Count	Percent	Count	Percent	Count	Percent
Item 19: During the first three weeks of your first semester/quarter at this college, about how often did you do the following?								
19a. Ask questions in class or contribute to class discussions [ENGAGLRN]	ASKQUES	Never	27	5.0	772	9.8	3,632	9.4
		Once	78	14.6	1,947	24.8	8,782	22.6
		Two or three times	234	43.7	3,332	42.4	17,100	44.1
		Four or more times	196	36.6	1,810	23.0	9,263	23.9
		Total	535	100.0	7,862	100.0	38,777	100.0
19b. Prepare at least two drafts of a paper or assignment before turning it in [ENGAGLRN]	PREPDRFT	Never	178	33.3	2,383	30.6	11,840	30.8
		Once	126	23.5	2,683	34.4	12,856	33.4
		Two or three times	163	30.5	2,157	27.7	10,774	28.0
		Four or more times	68	12.7	577	7.4	3,003	7.8
		Total	534	100.0	7,799	100.0	38,473	100.0
19e. Participate in supplemental instruction (extra class sessions with an instructor, tutor, or experienced student) [ENGAGLRN]	SUPINSTR	Never	390	73.0	5,236	66.7	26,186	67.7
		Once	67	12.5	1,325	16.9	6,434	16.6
		Two or three times	51	9.5	882	11.2	4,229	10.9
		Four or more times	27	5.1	407	5.2	1,810	4.7
		Total	535	100.0	7,851	100.0	38,658	100.0
19g. Work with other students on a project or assignment during class [ENGAGLRN]	PINCLASS	Never	230	43.2	2,457	31.4	11,937	30.9
		Once	72	13.5	1,850	23.7	9,198	23.8
		Two or three times	150	28.1	2,501	32.0	12,200	31.6
		Four or more times	81	15.2	1,012	12.9	5,291	13.7
		Total	532	100.0	7,820	100.0	38,625	100.0
19h. Work with classmates outside of class on class projects or assignments [ENGAGLRN]	PREPOUTC	Never	394	74.0	5,195	66.6	25,390	65.9
		Once	69	12.9	1,375	17.6	6,544	17.0
		Two or three times	53	10.0	896	11.5	4,689	12.2
		Four or more times	17	3.1	335	4.3	1,884	4.9
		Total	532	100.0	7,801	100.0	38,507	100.0
19i. Participate in a required study group outside of class [ENGAGLRN]	GRPSTUDY	Never	478	90.0	6,564	83.7	32,060	83.0
		Once	30	5.7	668	8.5	3,354	8.7
		Two or three times	17	3.3	452	5.8	2,205	5.7
		Four or more times	6	1.1	155	2.0	1,007	2.6
		Total	531	100.0	7,838	100.0	38,627	100.0
19j. Participate in a student-initiated (not required) study group outside of class [ENGAGLRN]	NRGSTUDY	Never	461	87.1	6,319	81.2	31,396	81.7
		Once	38	7.2	785	10.1	3,723	9.7
		Two or three times	20	3.8	457	5.9	2,225	5.8
		Four or more times	10	2.0	218	2.8	1,078	2.8
		Total	529	100.0	7,779	100.0	38,422	100.0

\* The comparison group and cohort columns on this page EXCLUDE your college.  
Please see Table 1 for unweighted sample and population values of demographic items.

**Survey of Entering Student Engagement - Pima Community College (2021 Administration)**

**2021 Benchmark Frequency Distributions - Main Survey**

Comparison Group: Extra-Large Colleges in the 2021 Cohort\*

Entering Students Only

[Weighted]

Engaged Learning (ENGAGLRN)

			Your College		Ex-Large Colleges		2021 Cohort	
Item	Variable	Responses	Count	Percent	Count	Percent	Count	Percent
Item 19: During the first three weeks of your first semester/quarter at this college, about how often did you do the following?								
19k. Use an electronic tool (e-mail, text messaging, Facebook, MySpace, class Web site, etc.) to communicate with another student about coursework [ENGAGLRN]	USEINTMG	Never	258	48.3	2,850	36.4	15,249	39.5
		Once	94	17.6	1,672	21.4	8,011	20.7
		Two or three times	90	16.8	1,747	22.3	8,234	21.3
		Four or more times	92	17.3	1,561	19.9	7,146	18.5
		Total	534	100.0	7,829	100.0	38,640	100.0
19l. Use an electronic tool (e-mail, text messaging, Facebook, MySpace, class Web site, etc.) to communicate with an instructor about coursework [ENGAGLRN]	MAILFAC	Never	104	19.4	2,056	26.4	9,884	25.7
		Once	89	16.6	1,847	23.7	9,234	24.0
		Two or three times	185	34.5	2,386	30.6	11,828	30.8
		Four or more times	158	29.5	1,494	19.2	7,472	19.5
		Total	536	100.0	7,783	100.0	38,418	100.0
19m. Discuss an assignment or grade with an instructor [ENGAGLRN]	FACASSN	Never	195	36.4	2,886	37.0	12,774	33.1
		Once	170	31.7	2,489	31.9	12,562	32.6
		Two or three times	131	24.5	1,816	23.3	10,062	26.1
		Four or more times	40	7.4	614	7.9	3,158	8.2
		Total	536	100.0	7,805	100.0	38,556	100.0
19n. Ask for help from an instructor regarding questions or problems related to a class [ENGAGLRN]	CLASSREL	Never	114	21.4	2,036	26.1	8,942	23.2
		Once	145	27.4	2,367	30.3	11,534	29.9
		Two or three times	197	37.1	2,524	32.3	13,014	33.8
		Four or more times	75	14.1	880	11.3	5,030	13.1
		Total	532	100.0	7,807	100.0	38,521	100.0
19o. Receive prompt written or oral feedback from instructors on your performance [ENGAGLRN]	FEEDBACK	Never	67	12.7	1,839	23.6	8,643	22.4
		Once	87	16.4	1,981	25.4	9,892	25.7
		Two or three times	170	32.1	2,505	32.1	12,723	33.0
		Four or more times	206	38.8	1,472	18.9	7,245	18.8
		Total	531	100.0	7,797	100.0	38,503	100.0
19q. Discuss ideas from your readings or classes with instructors outside of class [ENGAGLRN]	FACIDOC	Never	322	60.4	5,109	65.6	24,576	63.9
		Once	99	18.5	1,351	17.4	6,940	18.0
		Two or three times	70	13.2	876	11.3	4,663	12.1
		Four or more times	42	7.9	449	5.8	2,310	6.0
		Total	533	100.0	7,785	100.0	38,489	100.0
Item 20.2: Think about your experiences from the time of your decision to attend this college through the end of the first three weeks of your first semester/quarter. How often did you use the following services?								
20.2d. Face-to-face tutoring [ENGAGLRN]	FFTUSE	Never	373	89.2	5,691	84.0	28,824	83.8
		Once	18	4.3	507	7.5	2,890	8.4
		Two or three times	14	3.3	361	5.3	1,630	4.7
		Four or more times	13	3.1	218	3.2	1,052	3.1
		Total	418	100.0	6,776	100.0	34,395	100.0

\* The comparison group and cohort columns on this page EXCLUDE your college.

Please see Table 1 for unweighted sample and population values of demographic items.

**Survey of Entering Student Engagement - Pima Community College (2021 Administration)**

**2021 Benchmark Frequency Distributions - Main Survey**

Comparison Group: Extra-Large Colleges in the 2021 Cohort\*

Entering Students Only

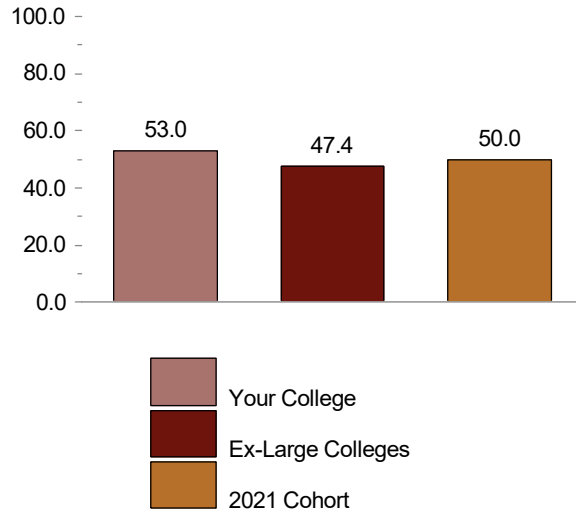
[Weighted]

Engaged Learning (ENGAGLRN)

			Your College		Ex-Large Colleges		2021 Cohort	
Item	Variable	Responses	Count	Percent	Count	Percent	Count	Percent
Item 20.2: Think about your experiences from the time of your decision to attend this college through the end of the first three weeks of your first semester/quarter. How often did you use the following services?								
20.2f. Writing, math, or other skill lab [ENGAGLRN]	SKLABUSE	Never	249	80.1	4,841	74.9	24,008	73.8
		Once	36	11.6	731	11.3	3,517	10.8
		Two or three times	16	5.3	468	7.2	2,618	8.0
		Four or more times	10	3.1	424	6.6	2,403	7.4
		Total	310	100.0	6,464	100.0	32,547	100.0
20.2h. Computer lab [ENGAGLRN]	COMLBUSE	Never	261	84.6	4,479	68.4	21,018	62.8
		Once	23	7.4	866	13.2	4,832	14.4
		Two or three times	16	5.2	677	10.3	4,037	12.1
		Four or more times	9	2.9	525	8.0	3,587	10.7
		Total	309	100.0	6,548	100.0	33,475	100.0

\* The comparison group and cohort columns on this page EXCLUDE your college.  
Please see Table 1 for unweighted sample and population values of demographic items.

**Survey of Entering Student Engagement**  
**Pima Community College (2021 Administration)**  
**2021 Benchmark Bar Chart - Main Survey**  
Comparison Group: Extra-Large Colleges in the 2021 Cohort\*  
Entering Students Only  
[Weighted]  
Academic and Social Support (ACSOCSUP)



\* The comparison group and cohort bars on this page INCLUDE your college.

**Survey of Entering Student Engagement - Pima Community College (2021 Administration)**

**2021 Benchmark Means Report - Main Survey**

Comparison Group: Extra-Large Colleges in the 2021 Cohort\*

Entering Students Only

[Weighted]

Academic and Social Support (ACSOCSUP)

		Your College	Ex-Large Colleges		2021 Cohort	
Item	Variable	Mean	Mean	Effect Size**	Mean	Effect Size**
Item 18: Think about your experiences from the time of your decision to attend this college through the end of the first three weeks of your first semester/quarter.						
1 = Strongly disagree, 2 = Disagree, 3 = Neutral, 4 = Agree, 5 = Strongly agree						
18l. All instructors clearly explained academic and student support services available at this college [ACSOCSUP]	RESOURCE	4.00	3.92		3.96	
18m. All instructors clearly explained course grading policies [ACSOCSUP]	GRADEPOL	4.34	4.27		4.28	
18n. All instructors clearly explained course syllabi (syllabuses) [ACSOCSUP]	SYLLABI	4.43	4.36		4.36	
18o. I knew how to get in touch with my instructors outside of class [ACSOCSUP]	FACMEET	4.46	4.31	0.21**	4.33	
18q. At least one other student whom I didn't previously know learned my name [ACSOCSUP]	OSTUDNAM	3.92	3.82		3.93	
18r. At least one instructor learned my name [ACSOCSUP]	FACNAM	4.36	4.07	0.30**	4.23	
18s. I learned the name of at least one other student in most of my classes [ACSOCSUP]	STUNAM	4.21	4.03		4.13	

\* The comparison group and cohort columns on this page EXCLUDE your college.

\*\* T-test: 2-tailed

If a row contains less than 50 respondents, interpret the comparison results cautiously.

**Survey of Entering Student Engagement - Pima Community College (2021 Administration)**

**2021 Benchmark Frequency Distributions - Main Survey**

Comparison Group: Extra-Large Colleges in the 2021 Cohort\*

Entering Students Only

[Weighted]

Academic and Social Support (ACSOCSUP)

Item	Variable	Responses	Your College		Ex-Large Colleges		2021 Cohort	
			Count	Percent	Count	Percent	Count	Percent
Item 18: Think about your experiences from the time of your decision to attend this college through the end of the first three weeks of your first semester/quarter.								
18l. All instructors clearly explained academic and student support services available at this college [ACSOCSUP]	RESOURCE	Strongly disagree	3	0.6	126	1.6	566	1.5
		Disagree	37	6.9	535	6.9	2,489	6.5
		Neutral	100	18.7	1,551	20.1	7,128	18.7
		Agree	212	39.9	3,171	41.0	15,626	40.9
		Strongly agree	181	33.9	2,349	30.4	12,395	32.4
		Total	533	100.0	7,733	100.0	38,204	100.0
18m. All instructors clearly explained course grading policies [ACSOCSUP]	GRADEPOL	Strongly disagree	3	0.6	37	0.5	237	0.6
		Disagree	11	2.0	165	2.1	927	2.4
		Neutral	40	7.6	797	10.3	3,726	9.7
		Agree	227	42.5	3,413	44.0	16,354	42.8
		Strongly agree	252	47.3	3,347	43.1	17,011	44.5
		Total	534	100.0	7,758	100.0	38,255	100.0
18n. All instructors clearly explained course syllabi (syllabuses) [ACSOCSUP]	SYLLABI	Strongly disagree	2	0.4	36	0.5	189	0.5
		Disagree	6	1.1	137	1.8	732	1.9
		Neutral	33	6.1	616	8.0	3,060	8.0
		Agree	216	40.4	3,148	40.7	15,361	40.2
		Strongly agree	278	52.0	3,795	49.1	18,823	49.3
		Total	535	100.0	7,732	100.0	38,164	100.0
18o. I knew how to get in touch with my instructors outside of class [ACSOCSUP]	FACMEET	Strongly disagree	2	0.4	66	0.8	261	0.7
		Disagree	4	0.8	152	2.0	781	2.0
		Neutral	34	6.3	687	8.9	3,335	8.7
		Agree	197	36.8	3,262	42.0	15,770	41.2
		Strongly agree	297	55.7	3,591	46.3	18,130	47.4
		Total	534	100.0	7,757	100.0	38,277	100.0
18q. At least one other student whom I didn't previously know learned my name [ACSOCSUP]	OSTUDNAM	Strongly disagree	20	3.8	434	5.6	1,688	4.4
		Disagree	42	7.9	706	9.1	3,195	8.3
		Neutral	96	18.0	1,290	16.6	5,668	14.8
		Agree	176	33.1	2,708	34.9	13,265	34.6
		Strongly agree	198	37.2	2,618	33.7	14,486	37.8
		Total	533	100.0	7,756	100.0	38,303	100.0
18r. At least one instructor learned my name [ACSOCSUP]	FACNAM	Strongly disagree	3	0.5	205	2.7	694	1.8
		Disagree	12	2.2	423	5.5	1,385	3.6
		Neutral	56	10.4	1,042	13.5	3,992	10.5
		Agree	185	34.7	2,957	38.4	14,596	38.3
		Strongly agree	279	52.2	3,079	40.0	17,418	45.7
		Total	535	100.0	7,706	100.0	38,085	100.0

\* The comparison group and cohort columns on this page EXCLUDE your college.  
Please see Table 1 for unweighted sample and population values of demographic items.

**Survey of Entering Student Engagement - Pima Community College (2021 Administration)**

**2021 Benchmark Frequency Distributions - Main Survey**

Comparison Group: Extra-Large Colleges in the 2021 Cohort\*

Entering Students Only

[Weighted]

Academic and Social Support (ACSOCSP)

			Your College		Ex-Large Colleges		2021 Cohort	
Item	Variable	Responses	Count	Percent	Count	Percent	Count	Percent
Item 18: Think about your experiences from the time of your decision to attend this college through the end of the first three weeks of your first semester/quarter.								
18s. I learned the name of at least one other student in most of my classes [ACSOCSP]	STUNAM	Strongly disagree	13	2.4	276	3.6	1,042	2.7
		Disagree	28	5.3	560	7.2	2,269	5.9
		Neutral	45	8.4	897	11.6	4,097	10.7
		Agree	193	36.2	2,917	37.6	14,140	36.9
		Strongly agree	254	47.7	3,104	40.0	16,758	43.7
		Total	532	100.0	7,753	100.0	38,307	100.0

\* The comparison group and cohort columns on this page EXCLUDE your college.  
Please see Table 1 for unweighted sample and population values of demographic items.