

Fall Longitudinal Report - Last Five Fall Terms

Enrollment Term	201610	201710	201810	201910	202010
Term Desc	Fall 2015	Fall 2016	Fall 2017	Fall 2018	Fall 2019
Days from Start of Term	145	145	145	145	145
Snapshot Date	1/18/16	1/16/17	1/15/18	1/14/19	1/14/20
Term Start Date	8/26/15	8/24/16	8/23/17	8/22/18	8/22/19
Term End Date	12/20/15	12/18/16	12/17/17	12/16/18	12/16/19

Summary page shows aggregated longitudinal numbers of unduplicated headcount, enrollment, FTSE and number of sections (CRNs), along with key demographic characteristics, including race/ethnicity, gender, full/part-time status, and age groups.

Headcount here is unduplicated, meaning a student is counted only once within each breakdown category.

Headcount does not have a Total row, because the same student can be counted in more than one division.

Enrollment or seatcount, is a student count for which a student is counted as many times as he/she is enrolled in any section within each breakdown category. Thus, this is a duplicated headcount.

Annualized FTSE (Unofficial) is the total number of student term credit hours divided by 30.

Most recent CTE list (as of 07/19/2018 provided by Curriculum & Articulation Services) is used for the report and applied to all terms.

Minority Students refers to students who are Hispanic, Black, Non-Hispanic, Asian, American Indian/Alaskan Native, Native Hawaiian or Pacific Islander

Note that online classes inflate the 10:00 pm enrollment count, as the begin time for online classes are listed as 10:00 pm (use Delivery Mode filter to see specific counts for online classes).

Meeting Days

U :Sunday

M :Monday

T :Tuesday

W :Wednesday

R :Thursday

F :Friday

S :Saturday

UMTWRFS :Self-paced

Science, Technology, Engineering, and Mathematics (STEM) fields are identified by Curriculum & Articulation Services Department.

New Divisions

All classes that are taught online, belong to the Pima Online division, except in following subjects: AJS, CRC, CUL, ECE, EDC, EDU, ESE, ETT, FSC, HIT, HRM, LGM, PHT, SSE, FSS . All classes that are not taught online, plus the classes from the subjects listed here, are dispatched into divisions according the following rule:

Critical Care: DCP,RAD,RTH,SG,HO,NRA,NRS,SGT

Applied Technology:

ATT,AUT,AVM,BCT,CAD,CCR,CNT,CPT,ELE,EUT,EVT,GTC,HVA,HVC,ICT,IDE,IMO,ISM,IMT,LTP,MAC,MCT,MFG,NGT,NRG,PFT,SLR,STP,TEP,TEC,WAT,WLD

Arts: APD,ART,DAR,DNC,FDC,GAM,HON,MUP,MUS,THE

Athletics, Fitness & Wellness: EW,FAW,FSS,HED,UFAW

Business and Information Technology:

ACC,BFS,BMG,BMS,BMT,BUS,CIS,CPD,CSA,CUL,DAE,DHE,DLT,FIN,HRM,HIT,HRS,IBS,ITB,ITC,ITD,ITE,ITF,ITL,ITM,ITU,ITW,MGT,MKT,MLA,MLS,NSP,OAP,PAR,TMA,TVL,UBUS,VET,WED

Communications: ARB,ASL,CHI,CMN,ELP,ESL,FRE,GER,GTW,ITA,ITP,JPN,JRN,KOR,LAT,LIS,LIT,POR,REA,RUS,SLG,SPA,SPE,SPN,TRS,WRT

Developmental Education: ICS

Education, Student Success and Biomedical Programs: CRC,MDA,MLT,PHB,PHT,CDA,ECE,EDC,EDN,EDS,EDU,ESE,ETT, STU, HCA

Mathematics:GTM , MAT , MA

Sciences: AGR,AST,BIO,CHM,ENG,ENV,FSN,GEO,GLG,OPS,PHY,SCA, SCT

Social Sciences: AIS,ANT,ARC,BHS,ECN,GIS,GLS,GWS,HIS,MAS,POS,PSY,SOC,SSE,WST, HUM, PHI, REL

Workforce and Continuing Education: AJS,COR,CSM,CTE,EMS,EMT,FSC,FSD,GOV,LEA,LEN,LGM,TDT (includes subjects taught at prison)

Last Five Fall Terms Summary - End of Term

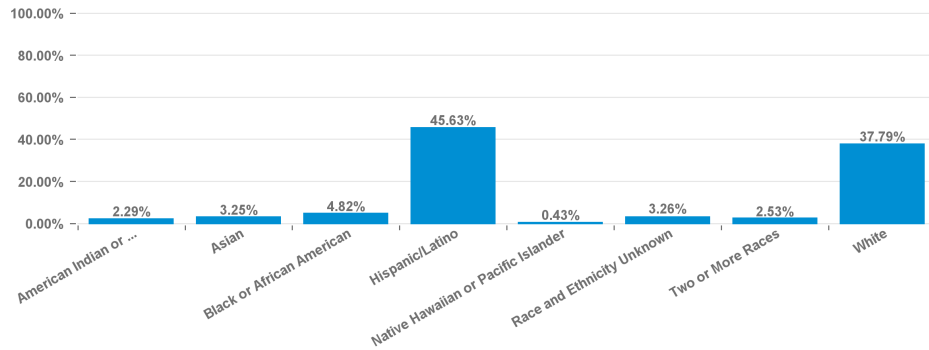
Data as of: 10/6/20

Filters:

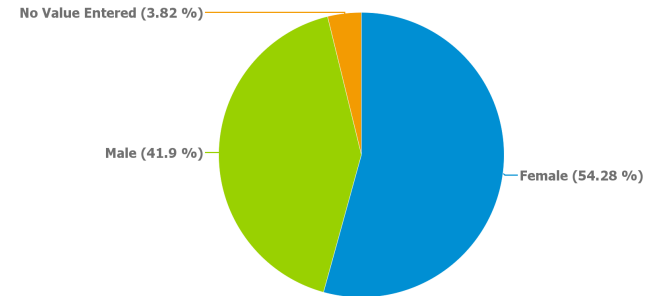
	Fall 2015		Fall 2016		Fall 2017		Fall 2018		Fall 2019	
	Number	% Change	Number	% Change	Number	% Change	Number	% Change	Number	% Change
Headcount	24,189		22,738	-6.00%	22,124	-2.70%	21,153	-4.39%	21,047	-0.50%
Enrollment	65,497		59,986	-8.41%	60,496	0.85%	59,727	-1.27%	59,715	-0.02%
FTSE	7,059		6,538	-7.37%	6,513	-0.39%	6,122	-6.00%	6,084	-0.62%
Section (CRN) Count	3,243		3,214	-0.89%	3,185	-0.90%	3,204	0.60%	3,214	0.31%

Demographics:

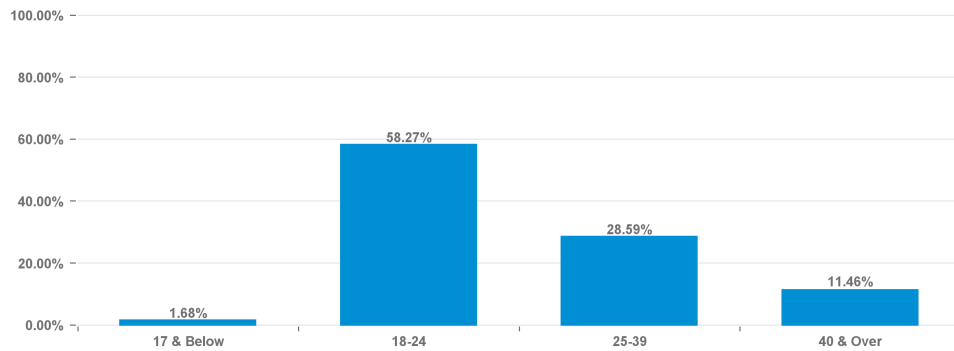
Fall 2018 -Race/Ethnicity



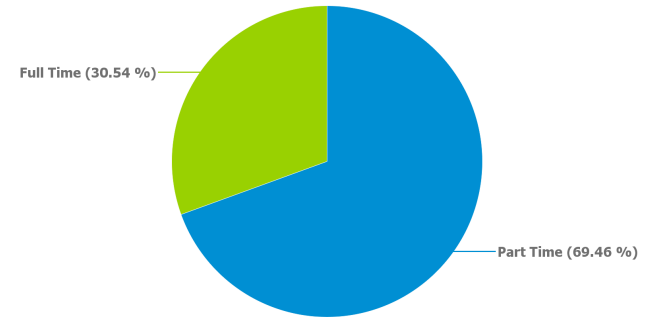
Fall 2018 -Gender



Fall 2018 -Age Groups



Fall 2018 -FTPT Status



Headcount, Enrollment and FTSE - End of Term

Data as of: 10/6/20

Report is pre-filtered, if you would like to see other terms, please use the filter bar or Input Controls

Filters:

	Fall 2019					
	Headcount		Enrollment		FTSE	
	#	%	#	%	#	%
Pima Online	8,288	20.44%	13,961	23.38%	1,406	23.11%
Sciences	5,283	13.03%	6,669	11.17%	816	13.40%
Communications	5,826	14.37%	6,956	11.65%	799	13.13%
Social Sciences, Humanities & Education	5,710	14.08%	7,659	12.83%	759	12.48%
Mathematics	5,611	13.84%	6,697	11.21%	692	11.37%
Arts	2,846	7.02%	3,977	6.66%	386	6.35%
Business and Information Technology	2,178	5.37%	3,848	6.44%	376	6.17%
Health Professions	1,542	3.80%	4,149	6.95%	313	5.15%
Applied Technology	1,228	3.03%	2,667	4.47%	292	4.80%
Workforce Development and Continuing Education	790	1.95%	1,504	2.52%	161	2.64%
College Readiness & Student Success	1,243	3.07%	1,628	2.73%	84	1.39%
Total Change from Previous Term		100.00%		100.00%		100.00%

Headcount, Enrollment and FTSE Change - End of Term

Data as of: 10/6/20

If you would like see other terms, please choose from Input Controls.

Filters:

	Fall 2017						Fall 2018					
	Headcount		Enrollment		FTSE		Headcount		Enrollment		FTSE	
	#	% Change	#	% Change	#	% Change	#	% Change	#	% Change	#	% Change
Applied Technology	1,059		2,170		243		1,081	2.08%	2,276	4.88%	251	2.93%
Arts	3,082		4,116		415		2,883	-6.46%	3,926	-4.62%	385	-7.22%
Business and Information Technology	2,367		3,871		397		2,225	-6.00%	3,891	0.52%	382	-3.80%
College Readiness & Student Success	1,714		2,009		92		935	-45.45%	1,283	-36.14%	69	-24.71%
Communications	6,758		8,619		959		6,033	-10.73%	7,336	-14.89%	834	-13.04%
Health Professions	1,592		3,914		297		1,744	9.55%	4,571	16.79%	333	12.00%
Mathematics	7,277		7,424		851		6,013	-17.37%	7,149	-3.70%	732	-13.93%
Pima Online	6,689		10,760		1,153		7,309	9.27%	12,282	14.14%	1,271	10.24%
Sciences	5,905		7,047		993		5,557	-5.89%	7,102	0.78%	872	-12.20%
Social Sciences, Humanities & Education	6,555		8,993		935		6,110	-6.79%	8,409	-6.49%	836	-10.61%
Workforce Development and Continuing Education	832		1,573		177		815	-2.04%	1,502	-4.51%	157	-11.21%
Total Change from Previous Term							-971	-4.39%	-769	-1.27%	-390.72	-6.00%