

Summer Longitudinal Report - Last Five Summer Terms

Enrollment Term	201730	201830	201930	202030	202130
Term Desc	Summer 2017	Summer 2018	Summer 2019	Summer 2020	Summer 2021
Days from Start of Term	99	100	102	98	99
Snapshot Date	9/6/17	9/6/18	9/7/19	9/1/20	9/8/21
Term Start Date	5/30/17	5/29/18	5/28/19	5/26/20	6/1/21
Term End Date	8/8/17	8/8/18	8/9/19	8/3/20	8/10/21

Summary page shows aggregated longitudinal numbers of unduplicated headcount, enrollment, unofficial FTSE and number of sections (CRNs), along with key demographic characteristics, including race/ethnicity, gender, full/part-time status, and age groups. This report includes W grades and uses end of term (99th day) snapshot.

Headcount here is unduplicated, meaning a student is counted only once within each breakdown category.

Headcount does not have a Total row, because the same student can be counted in more than one division.

Enrollment or seatcount, is a student count for which a student is counted as many times as he/she is enrolled in any section within each breakdown category. Thus, this is a duplicated headcount.

Annualized FTSE (Unofficial) is the total number of student term credit hours divided by 30.

Divisions: All classes that are taught online, belong to the Pima Online division, except in following subjects: AJS, CRC, CUL, ECE, EDC, EDU, ESE, ETT, FSC, HRM, LGM, PHT, FSS. All classes that are not taught online, plus the classes from the subjects listed here, are dispatched into divisions according the following rule:

Applied Technology

AIT, ATT, AUT, AUV, AVM, BCT, CAD, CCR, ELE, EUT, GTM, ICT, IMO, LTP, MAC, MCT, NRG, SLR, TEC, TEP, WAT, WLD

Arts

APD, ART, DAR, DNC, FDC, GAM, MUP, MUS, THE

Business and Information Technology

ACC, BUS, CIS, CPD, CSA, CUL, FIN, HIT, HRM, MGT, MKT, MLA, MLS, NSP, PAR, TMA, UBUS, VET, WED

College Readiness & Student Success

ICS, STU

Communications,

ACL, ARB, ASL, CHI, CMN, ESL, FRE, GER, GTW, ITA, ITP, JPN, JRN, KOR, LIS, LIT, REA, SPA, TRS, UWRT, WRT

Health Professions,

CRC, DAE, DHE, DLT, FAW, FSS, HCA, HO, HRP, MDA, MLT, NRA, NRS, PHB, PHT, RAD, RTH, SG, SGT

Humanities and Social Science,

AFA,AIS, ANT, ARC, BHS, CDA, ECE, ECN, EDC, EDU, ESE, ETT, GIS, GLS, GWS, HIS, HON, HUM, MAS, PHI, POS, PSY, REL, SOC, SSE,

Mathematics,

GTM, MAT

Sciences,

AGR, AST, BIO, CHM, ENG, ENV, FSN, GEO, GLG, OPS, PHY, SCA, SCT

Workforce and Continuing Education,

ACC, AJS, AUT, AV, BCT, BUS, CIS, COR, CSA, CSM, ECN, EMS, EMT, FIN, FSC, FSD, GTC, GTM, HVA, LEA, LEN, LGM, MAT, MGT, MKT, PD, SLR, TDT, WAT

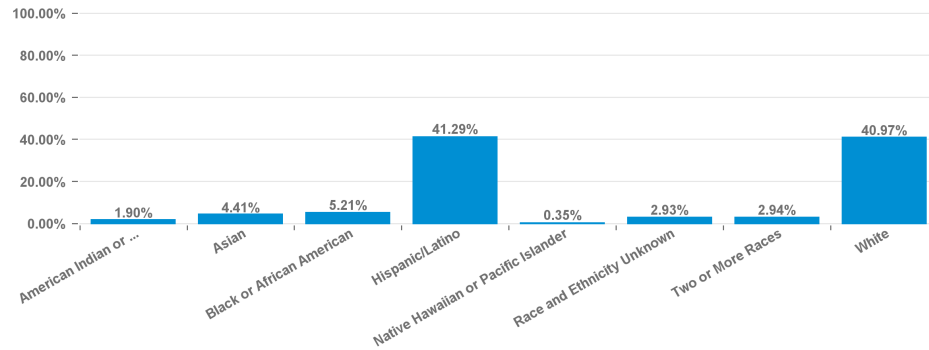
Last Five Summer Terms Summary - End of Term

Data as of: 12/5/21

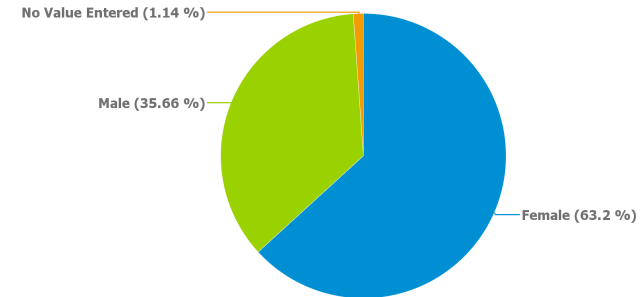
	Summer 2017		Summer 2018		Summer 2019		Summer 2020		Summer 2021	
	Number	% Change	Number	% Change	Number	% Change	Number	% Change	Number	% Change
Headcount	8,393		8,127	-3.17%	8,408	3.46%	7,699	-8.43%	7,479	-2.86%
Enrollment	12,611		12,546	-0.52%	13,332	6.26%	12,599	-5.50%	12,031	-4.51%
Unofficial FTSE	1,434		1,423	-0.79%	1,397	-1.79%	1,334	-4.53%	1,266	-5.11%
Section (CRN) Count	737		713	-3.26%	763	7.01%	594	-22.15%	684	15.15%

Demographics:

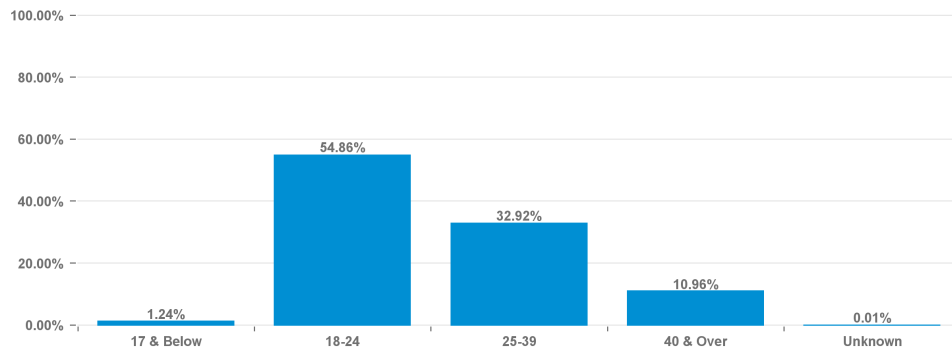
Summer 2021 -Race/Ethnicity



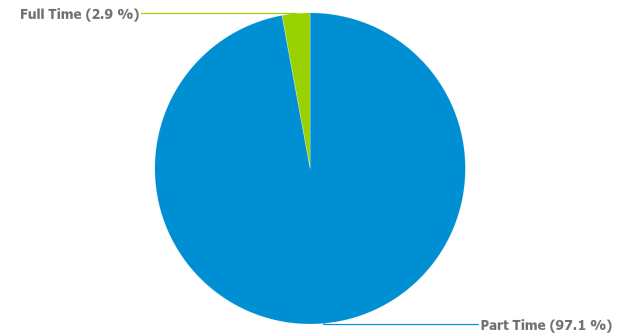
Summer 2021 -Gender



Summer 2021 -Age Groups



Summer 2021 -FTPT Status



Headcount, Enrollment and Unofficial FTSE - End of Term

Data as of: 12/5/21

	Summer 2021					
	Headcount		Enrollment		Unofficial FTSE	
	#	%	#	%	#	%
Pima Online	5,025	57.81%	7,346	61.06%	746	58.92%
Sciences	1,281	14.74%	1,583	13.16%	206	16.25%
Social Sciences, Humanities & Education	765	8.80%	925	7.69%	92	7.28%
Mathematics	560	6.44%	621	5.16%	72	5.65%
Applied Technology	264	3.04%	483	4.01%	53	4.17%
Arts	182	2.09%	200	1.66%	19	1.49%
Communications	171	1.97%	186	1.55%	21	1.69%
Health Professions	167	1.92%	318	2.64%	23	1.80%
Workforce Development and Continuing Education	138	1.59%	175	1.45%	20	1.61%
Business and Information Technology	130	1.50%	185	1.54%	14	1.12%
College Readiness & Student Success	9	0.10%	9	0.07%	0	0.02%
Total		100.00%	12,031	100.00%	1,266	100.00%

Note that online classes inflate the 10:00 pm enrollment count, as the begin time for online classes are listed as 10:00 pm (use Delivery Mode filter to see specific counts for online classes).

Headcount, Enrollment and Unofficial FTSE Change - End of Term

Data as of: 12/5/21

	Summer 2020						Summer 2021					
	Headcount		Enrollment		Unofficial FTSE		Headcount		Enrollment		Unofficial FTSE	
	#	% Change	#	% Change	#	% Change	#	% Change	#	% Change	#	% Change
Applied Technology	173		464		50		264	52.60%	483	4.09%	53	5.47%
Arts	242		268		26		182	-24.79%	200	-25.37%	19	-26.85%
Business and Information Technology	133		186		12		130	-2.26%	185	-0.54%	14	19.27%
College Readiness & Student Success	0		0		0		9		9		0	
Communications	129		129		17		171	32.56%	186	44.19%	21	28.00%
Health Professions	110		181		15		167	51.82%	318	75.69%	23	48.70%
Mathematics	9		13		1		560	6,122.22%	621	4,676.92%	72	6,825.81%
Pima Online	5,752		8,533		879		5,025	-12.64%	7,346	-13.91%	746	-15.14%
Sciences	1,351		1,765		225		1,281	-5.18%	1,583	-10.31%	206	-8.56%
Social Sciences, Humanities & Education	700		878		87		765	9.29%	925	5.35%	92	5.50%
Workforce Development and Continuing Education	141		182		22		138	-2.13%	175	-3.85%	20	-8.23%
Total Change from Previous Term							-220	-2.86%	-568	-4.51%	-68.23	-5.11%