









Institutional Scorecard




Data as of Sep 1, 2025




Enrollment


Headcount	Current (Live)	Previous	Trend	Target	% Increase
Fall 2025	19,662	17,951		18,355	2.25%
Spring 2025	17,167	16,515		17,010	3.00%
Summer 2025	9,705	8,606		9,165	6.50%
Academic Year 2024-2025	40,639	38,682		39,842	3.00%

FTSE	Current (Live)	Previous	Trend	Target	% Increase
Fall 2025	5,930	5,211		5,328	2.25%
Spring 2025	4,901	4,644		4,783	3.00%
Summer 2025	1,686	1,463		1,558	6.50%
Academic Year 2024-2025	13,825	13,115		13,509	3.00%



Progress (VFA Main Cohort)

Persistence	Current (Live) Fall 2024 to Spring 2025	Previous	Trend	Target	% Increase
VFA Main Cohort	65.09%	64.08%		65.20%	1.50%
Full-Time	80.97%	80.41%		81.91%	1.50%
Part-Time	54.11%	53.81%		55.31%	1.50%

Retention	Current (Live) Fall 2024 to Fall 2025	Previous	Trend	Target	% Increase
VFA Main Cohort	46.29%	45.55%		47.05%	1.50%
Full-Time	59.28%	60.05%		61.55%	1.50%
Part-Time	37.31%	36.43%		37.93%	1.50%

Success	Current (Live) Fall 2024	Previous Fall 2023	Trend	Target	% Increase
Successful Course Completion	75.78%	73.93%		75.43%	1.50%

Completion and Transfer (VFA Main Cohort)

	Current (Live) Fall 2021	Previous Fall 2020	Trend	Target	% Increase
4 Year Completion	25.30%	21.04%		24.04%	3.00%
4 Year Transfer	21.52%	23.30%		26.30%	3.00%

Post-Completion Outcomes

	Cohort	in 3 Years	in 4 Years	in 5 Years	in 6 Years
Bachelor's Degree Attainment	2006-2007	47.90%	59.80%	65.40%	67.60%
Job Placement AY 2022 Grad	Coming Soon				

Financial Sustainability

	Base Salaries	Fringe	Total Reduced	Progress	Target
Staff Position Reductions via Attrition	\$657,761	\$213,556	\$871,317	24.89%	\$3,500,000
	Low Threshold	High Threshold	Current		
Days Cash on Hand (Unaudited)	180	270	201		

Glossary

Enrollment

Headcount	Unduplicated count of credit and non credit students, each student is counted only once regardless of their seat counts or contact hours
Full Time Student Equivalent (FTSE)	Total number of student term credit hours divided by 30 plus total non-credit contact hours divided by 640

Progress

Persistence	Students who are new to PCC (VFA Main cohort) and enrolled in the fall semester who returned to college and enrolled in the next spring semester (e.g. Fall 2024 to Spring 2025) The VFA Main Cohort 2024 persistence goal is based on a 10-year average to align with the 2024-2025 Chancellor's Goal
Retention	Students who are new to PCC (VFA Main cohort) and enrolled in the fall semester who returned to college and enrolled in the next fall semester (e.g. Fall 2024 to Fall 2025)
Successful Course Completion	Total successful grades/total enrollment, all students (successful grades: A,B,C,AH,BH,CH,XA,XB,XC,P,XP)

Completion and Transfer

4 Year Completion	Students in the VFA Main cohort who earned an associate degree or certificate from the institution by the end of four academic years
4 Year Transfer	Students in the VFA Main cohort who did not earn a formal award (e.g. associate degree or certificate) from the institution by the end of four academic years, but have evidence of transferring to another post-secondary institution by the end of four academic years

Post Completion Outcomes

Bachelor's Degree Attainment	Students with 12 or more PCC credits who entered University of Arizona as new transfers in a fall or spring semester and graduated within a certain amount of time (within years)
Job Placement	Students who earned an associate degree or certificate from the institution in AY 2022 and were employed in Arizona in the first year after graduation

Financial Sustainability

Staff Position Reductions via Attrition	Progress towards the current fiscal year goal of reducing staff positions via attrition
Days Cash on Hand (Unaudited)	Number of Days cash on hand as defined in Board Policy 4.07, Financial Stability

Sources

Headcount and FTSE	Pima Community College Data Warehouse
Persistence/Retention	Pima Community College Data Warehouse
Successful Course Completion	Pima Community College Data Warehouse
Completion and Transfer	Pima Community College Data Warehouse
Bachelor's Degree Attainment	The Arizona State System for Information on Student Transfer (ASSIST) https://aztransmac2.asu.edu/cgi-bin/WebObjects/ReportASSIST.woa/wa/report?id=244
Job Placement	Integrated Data Systems (IDS)
College Finances	Pima Community College Finance team