

The background features several circular gauges and arrows. One large gauge on the left has a scale from 140 to 260. Other gauges are partially visible, some with arrows indicating clockwise or counter-clockwise rotation. The overall theme is technical and data-oriented.

PCC Mission KPIs

Core Theme: Student Success

September 2017

Student Success

```
graph TD; A[Access] --> S((Student Success)); B[Institutional Effectiveness] --> S; C[Diversity, Inclusion and Global Education] --> S; D[Community Engagement] --> S; E[Student Services] --> S; F[Teaching and Program Excellence] --> S; G[ ] --> S;
```

Access

Institutional Effectiveness

Teaching and Program Excellence

Student Services

Community Engagement

Diversity, Inclusion and Global Education

CORE THEMES AND RELEASE DATES

- Student Success: September 2017
- Access : October 2017
- Teaching and Program Excellence : November 2017
- Student Services: December 2017
- Community Engagement : February 2018
- Diversity, Inclusion and Global Education : March 2018
- Institutional Effectiveness : April 2018

CORE THEME: STUDENT SUCCESS

Objectives:

- Support and increase student goal achievement
- Support student progress toward goals
- Enhance course, program and general education assessment to improve learning

CORE THEME: STUDENT SUCCESS

KPIs:

- Voluntary Framework of Accountability (VFA) two-year and six-year outcomes for the Main Cohort. Particular focus on:
 - First term credit success rate
 - Fall-to-next term retention (fall-to-spring for PCC)
 - Percent of students who became college ready in developmental education subject
 - Final outcomes using VFA success categories



VOLUNTARY FRAMEWORK OF ACCOUNTABILITY

- American Association of Community Colleges initiative



- Looks at first time students (full and part time) and includes progress and outcomes measures
- We can compare ourselves with ~150 participating colleges

VFA COHORTS

Main Cohort

Fall entering students who are at PCC for the first time

Credential Seeking Cohort

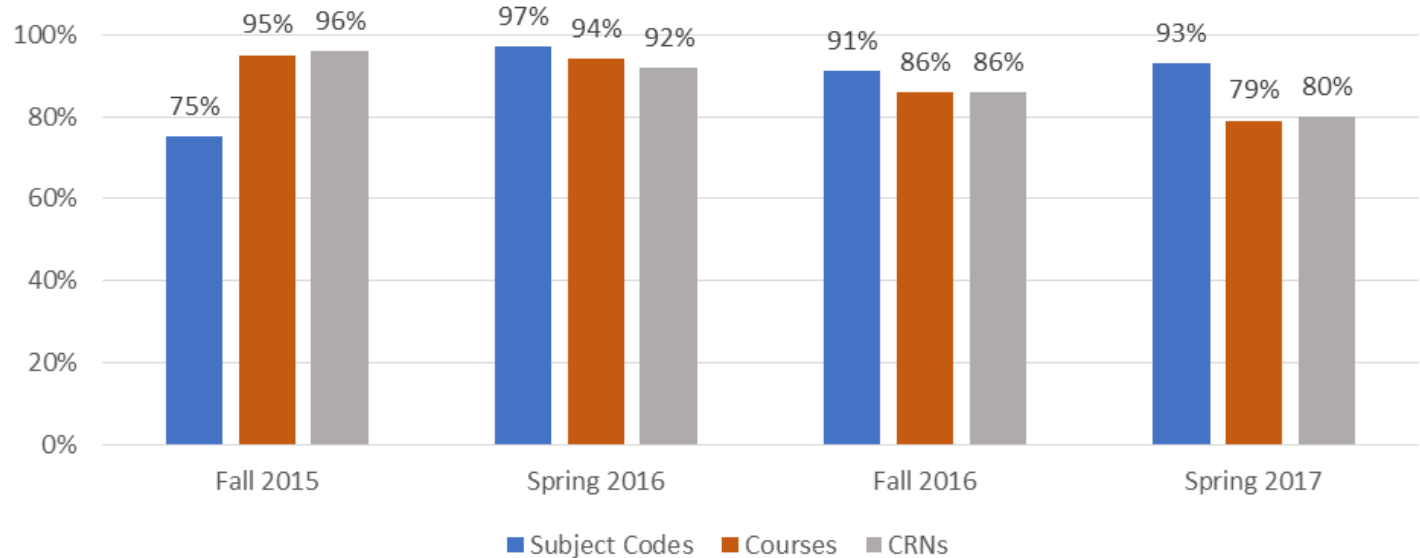
Subset of the main cohort, includes those students who earned 12 credit hours by the end of year two

First Time in College

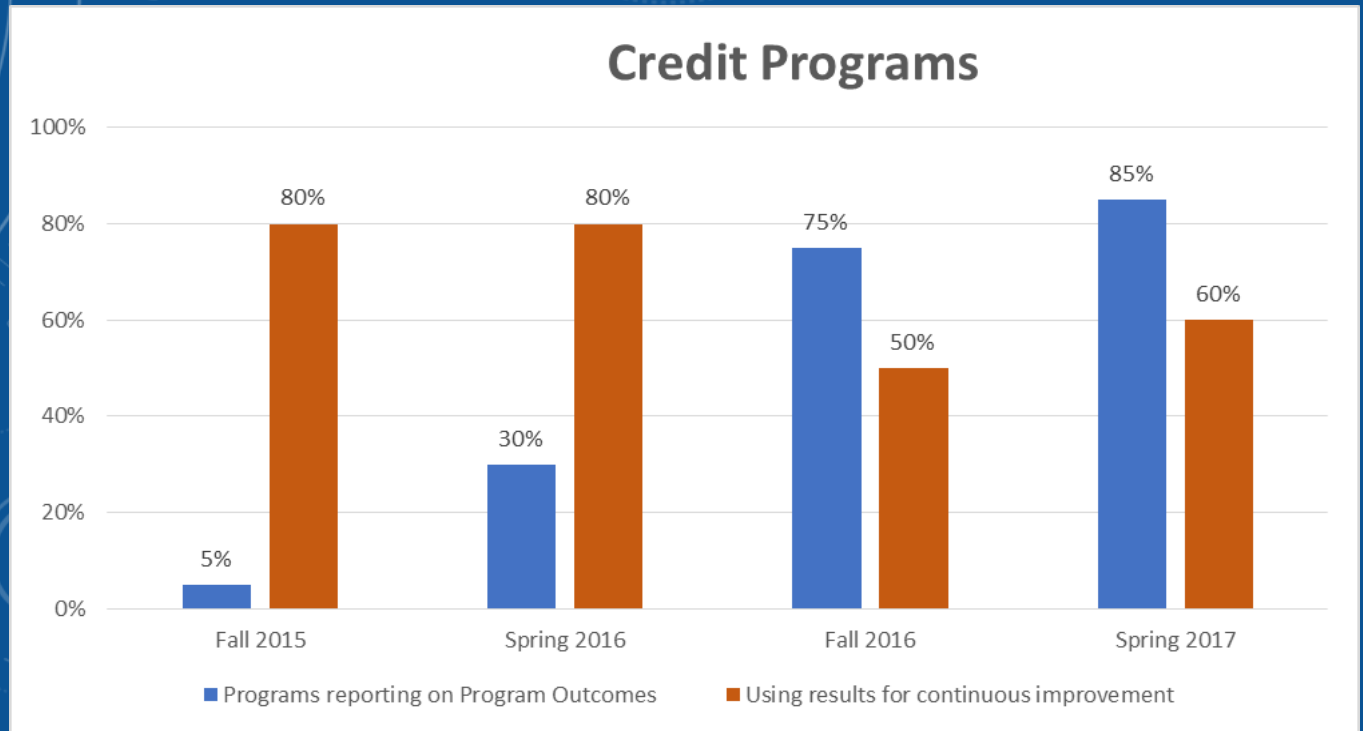
Subset of the main cohort, includes those students who are new to higher education

STUDENT LEARNING OUTCOMES: COURSES

Proportion of courses reporting student learning outcomes data

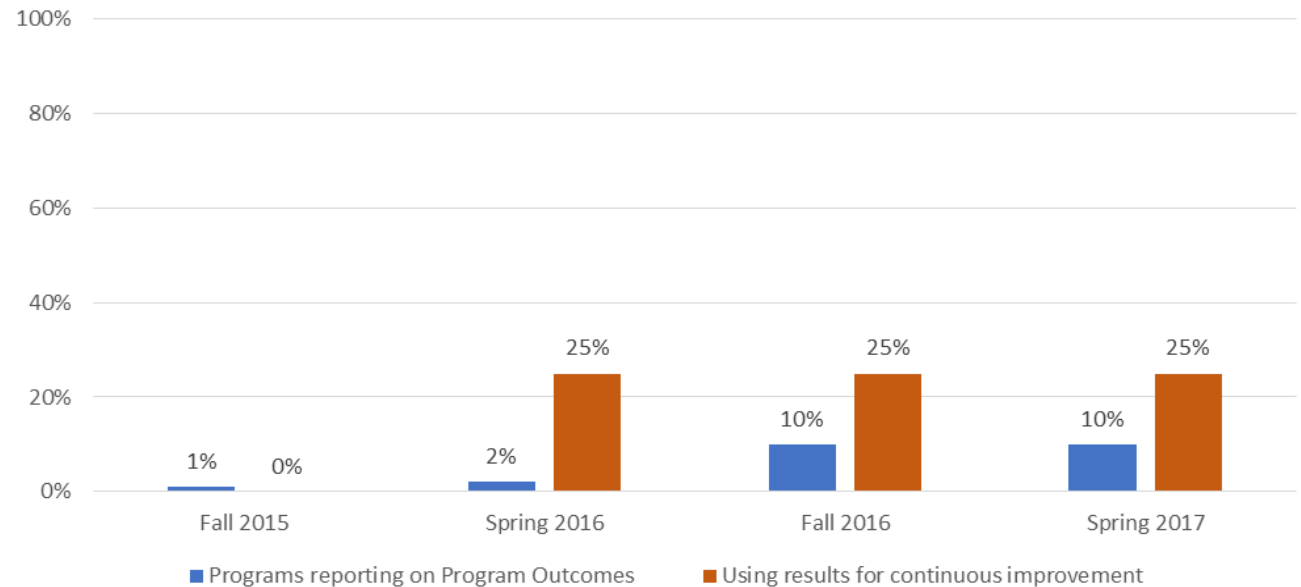


STUDENT LEARNING OUTCOMES: PROGRAMS



STUDENT LEARNING OUTCOMES: PROGRAMS

CTD and Workforce Programs



The background is a solid blue color with a complex graphic overlay. It features several concentric circles and arcs of varying sizes and colors (white and light blue). A prominent feature is a large circular scale on the left side, with numerical markings from 140 to 260 in increments of 10. The scale is partially obscured by other circular elements. There are also several smaller circles and arcs scattered across the background, some with arrows indicating direction. The overall aesthetic is technical and modern.

Questions or requests:

IRP&E

research@pima.edu

4934