
PCC Mission KPIs

Core Theme: Student Success

September 2016

Overview

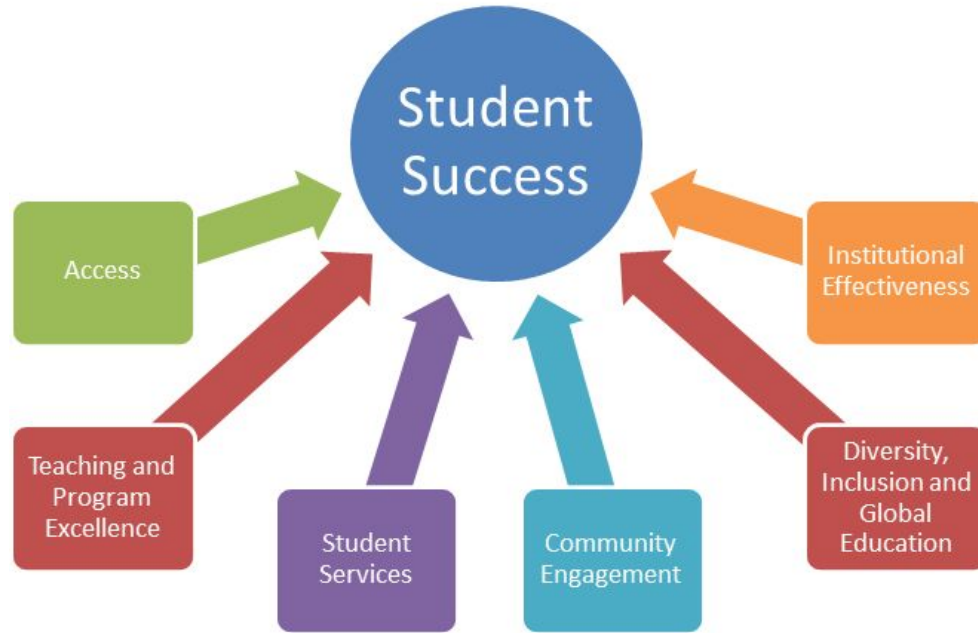
- Background on Mission KPIs
 - Student Success KPIs
 - Discussion
 - Your ideas on using these data to support student success
-

Background on Mission KPIs

- **April 2016:** Mission fulfillment framework approved by the Board of Governors
 - Vision
 - Mission
 - Values
 - Core Themes
 - Objectives
 - Key performance indicators (KPIs)
 - **May 2016:** Mission KPIs linked to the 2014-2017 Strategic Plan
-

—

Question!
PCC has seven Core
Themes... what are
they?



PCC's Core Themes

Release of the Mission KPIs

- September 2016: Student Success
 - October 2016: Access
 - November 2016: Teaching and Program Excellence
 - December 2016: Student Services
 - February 2017: Community Engagement
 - March 2017: Diversity, Inclusion and Global Education
 - April 2017: Institutional Effectiveness
-

Core Theme: **Student Success**

Objectives:

- Support and increase student goal achievement
 - Support student progress toward goals
 - Enhance course, program and general education assessment to improve learning
-

Core Theme: Student Success

KPIs:

- Voluntary Framework of Accountability (VFA) two-year and six-year outcomes for the Main Cohort. Particular focus on:
 - First term credit success rate
 - Fall-to-next term retention (fall-to-spring for PCC)
 - Percent of students who became college ready in developmental education subject
 - Final outcomes using VFA success categories
 - Proportion of (1) courses and (2) programs that are reporting student learning outcomes data and the proportion by subject area and program area that are using the results to support continuous improvement. This will include the proportion of courses for which faculty recommended making a change.
-

Core Theme: Student Success

KPIs - Planned Improvements

- We are releasing KPI version 1
- Next academic year, several improvements will be added, including:
 - System to track student goal so specific goal achievement can be addressed
 - Incorporating students from Adult Education and Center for Training and Development
 - General education assessment

For 2016-2017, we are not including these items, but look out for these additions in 2017-2018



Voluntary Framework of Accountability

- American Association of Community Colleges initiative



- Looks at first time students (full and part time) and includes progress and outcomes measures
 - We can compare ourselves with ~150 participating colleges
-

VFA Cohorts

Main Cohort

- Fall entering students who are at PCC for the first time

Credential Seeking Cohort

- Subset of the main cohort, includes those students who earned 12 credit hours by the end of year two

First Time in College

- Subset of the main cohort, includes those students who are new to higher education
-

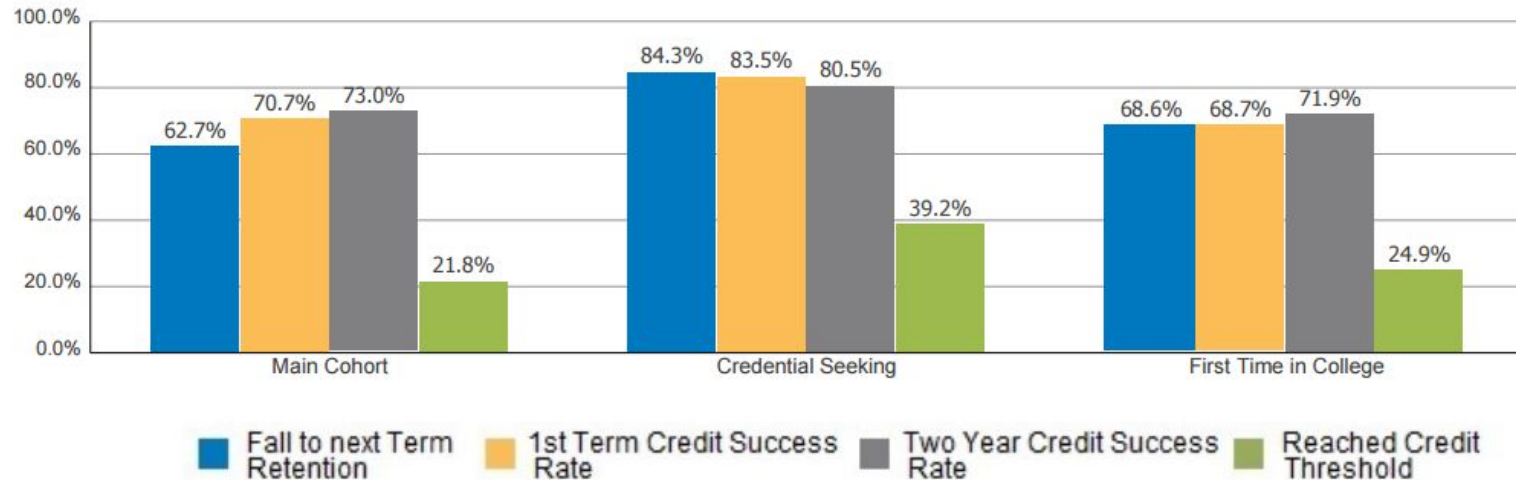
This Session...

- We are going to review with you the **Student Success** KPI data
 - We will **discuss the data and what it means** throughout the session
 - **Our challenge to you:** During the session, think of one way you can use these data to support student success. We'll ask you at the end what you identified...
-

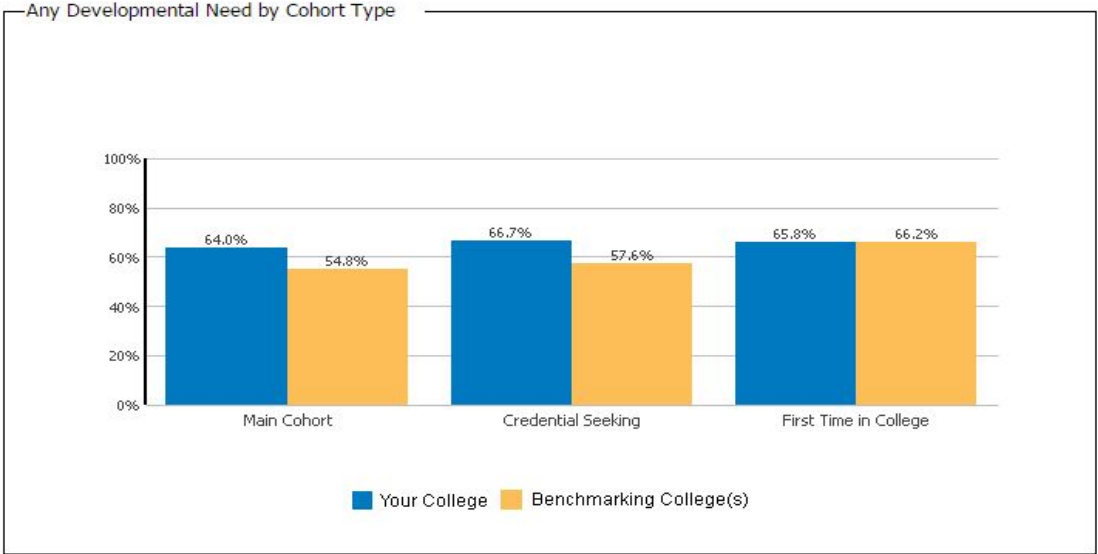
Overview of PCC VFA Data

Two-Year Progress Measures

Progress by End of Year Two by Cohort Type



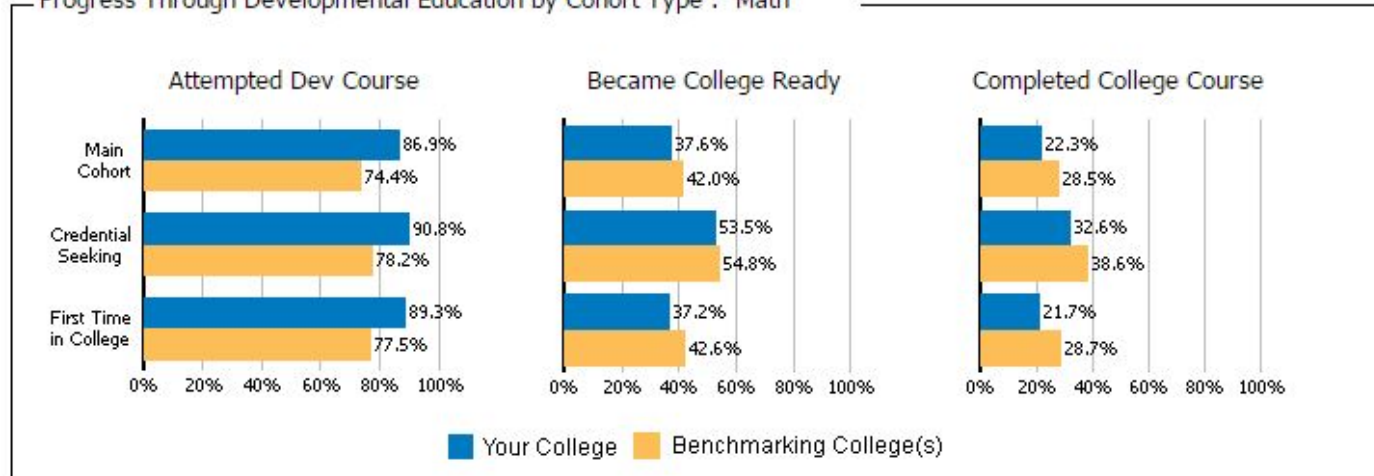
Overview of PCC VFA Data



PCC data for the fall
2009 starting cohort

Overview of PCC VFA Data

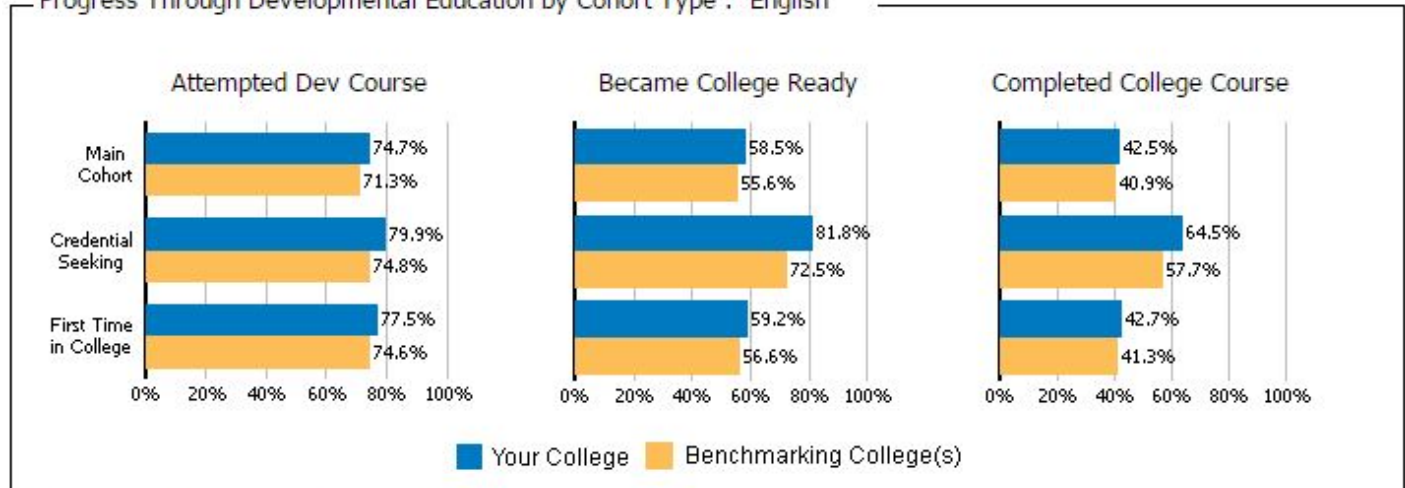
Progress Through Developmental Education by Cohort Type : Math



PCC data for the fall 2009 starting cohort

Overview of PCC VFA Data

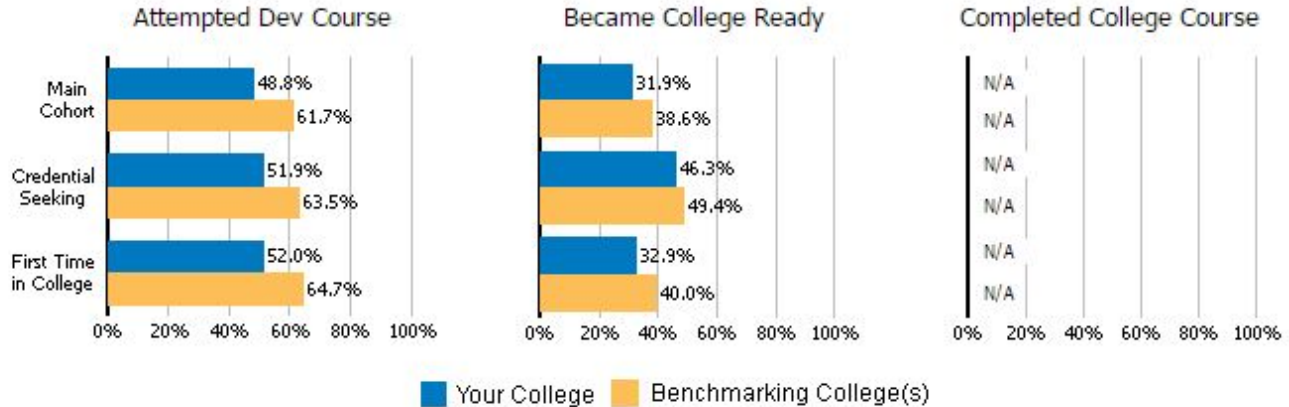
Progress Through Developmental Education by Cohort Type : English



PCC data for the fall
2009 starting cohort

Overview of PCC VFA Data

Progress Through Developmental Education by Cohort Type : Reading



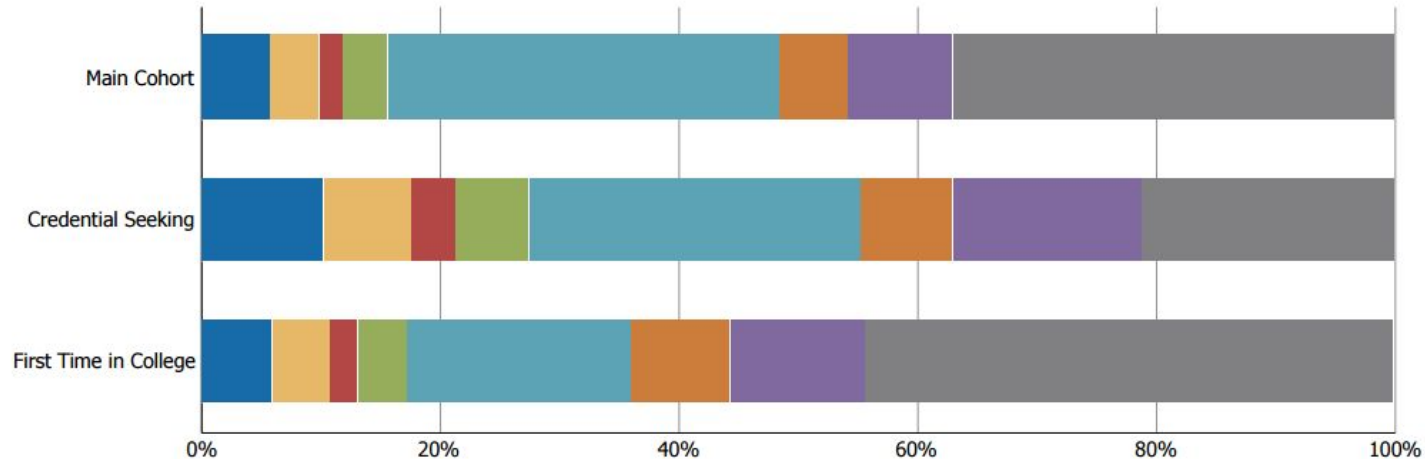
PCC data for the fall
2009 starting cohort

Overview of PCC VFA Data

Six-Year Outcomes

Outcomes by the end of Six Years by Cohort Type

Bachelor's	
Associate (Transfer)	
Associate (No Transfer)	
Certificate (Transfer)	
Certificate (No Transfer)	
No Award (Transfer)	
Still Enrolled	
Left with > or = 30 credits	
Left with < 30 credits	



—

Question!
Have you used Pima
Reports?

New Report Technology

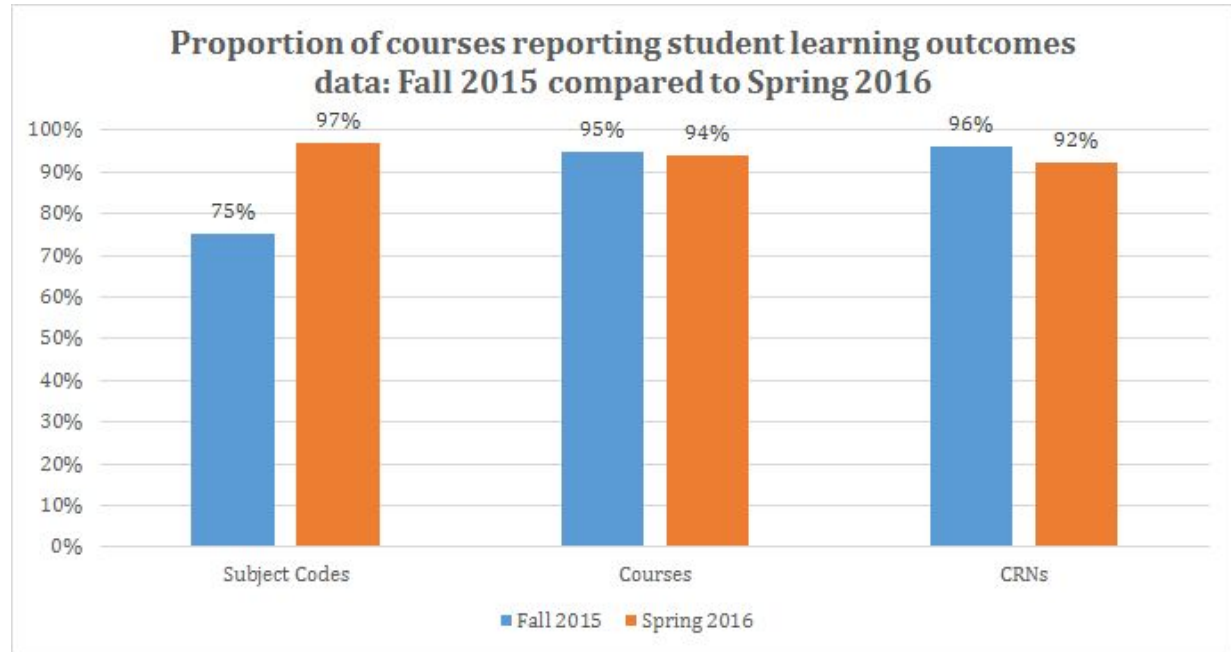
- Pima Reports in the past has used a reporting tool called Crystal Reports:
 - Limited interaction with data
 - Users need to schedule reports
 - Time consuming and sometimes difficult to get to longitudinal data that you need to see
-

New Report Technology

- We are about to release new reports prepared using Web Intelligence
 - Runs against a new data warehouse
 - Data are stored in the report
 - You can interact with the data on-the-fly
 - Longitudinal trends can easily be accessed
 - You can drill down from the mission KPIs to divisions and subjects
 - VFA measures have been built into the warehouse
 - Developmental education data are currently under verification and won't be included today in interactive format
-

Web1 and the VFA

Student Learning Outcomes



—

**Using these data to
support student
success**